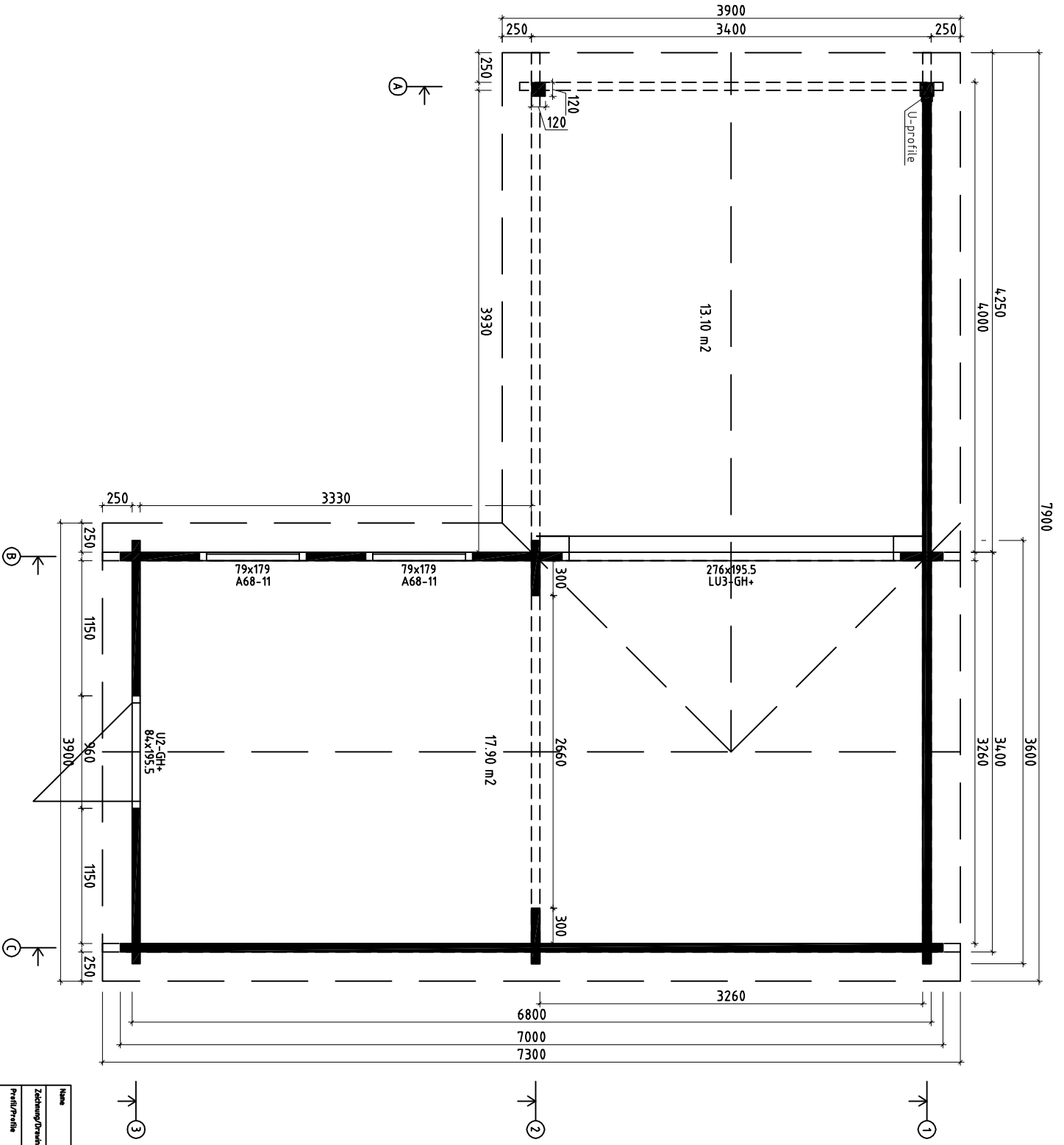


Name Hansa Corner Delux B 360x700+VD+Terr 70

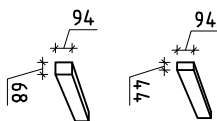
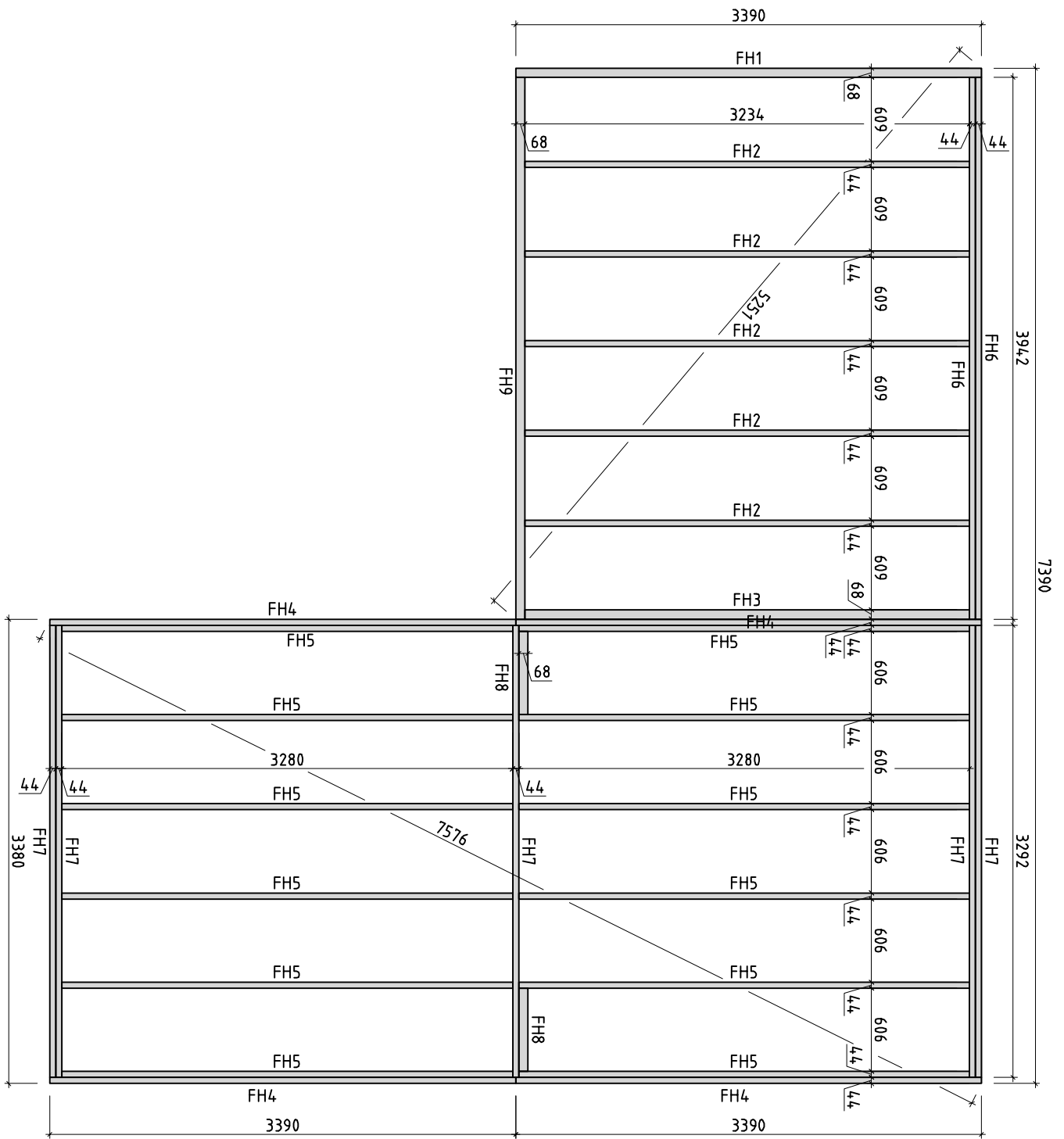
Zeichnung/Drawing 3D

Profil/Profile 7x13,5 Datum/Date 19.03.2018

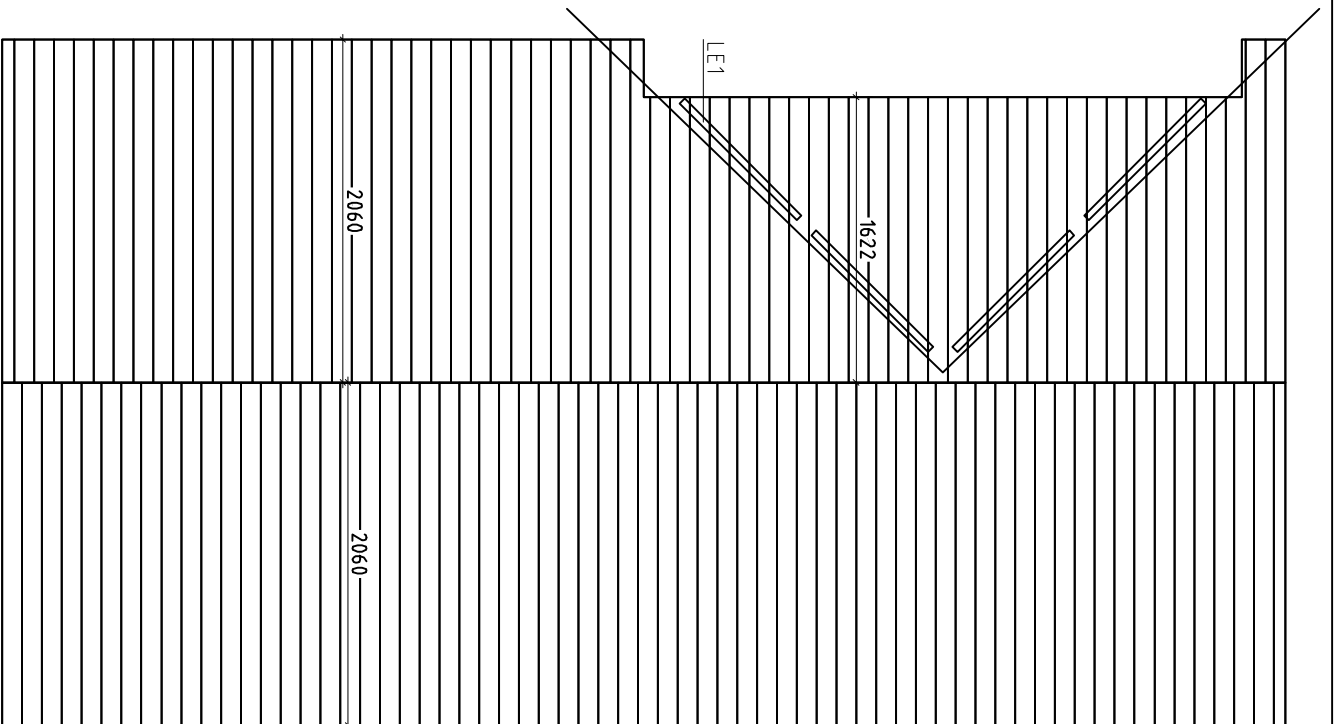
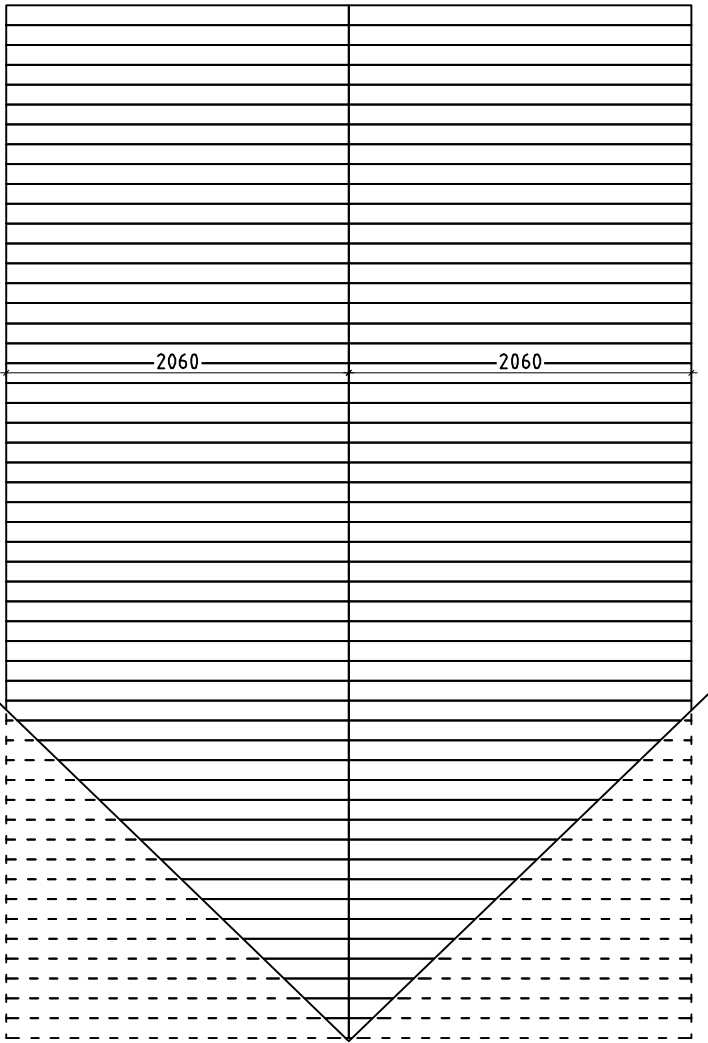


*Fenster und Türen sind ohne Sprossen/Windows and doors are without muntins

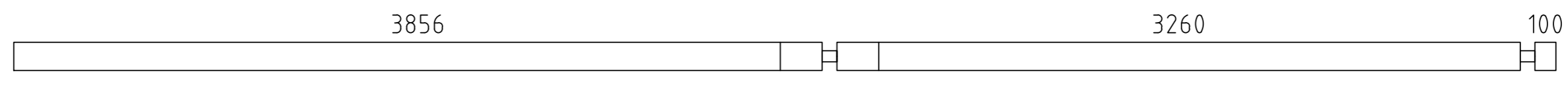
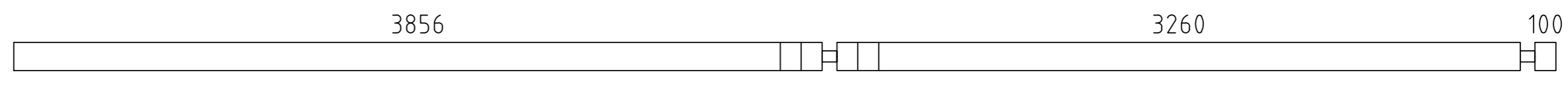
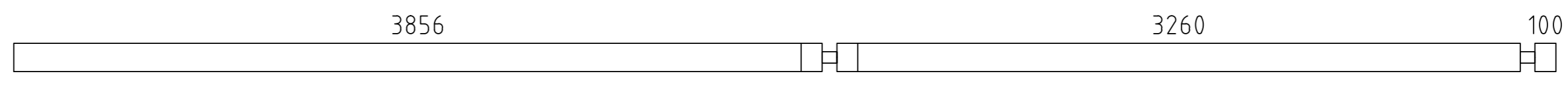
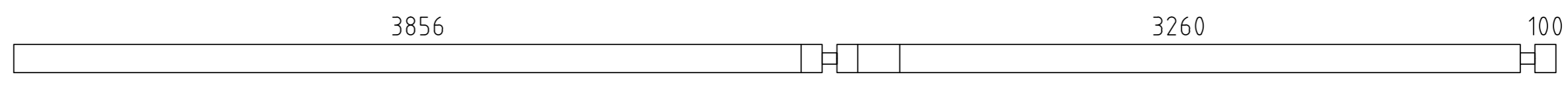
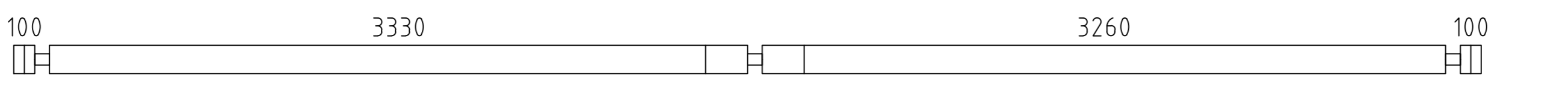
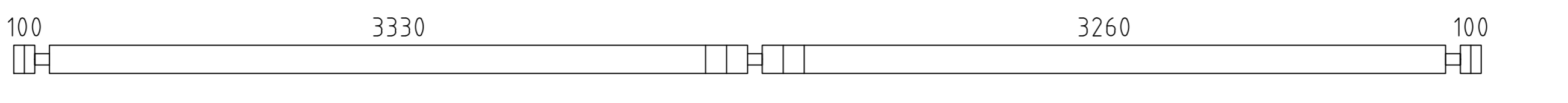
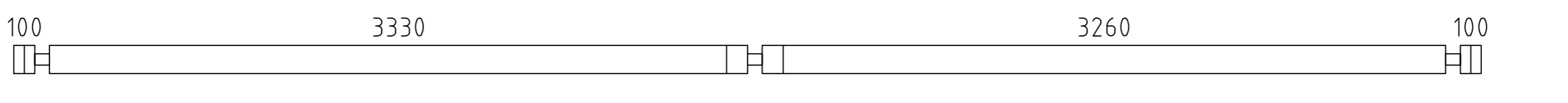
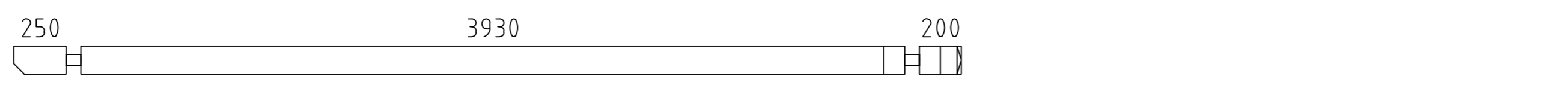
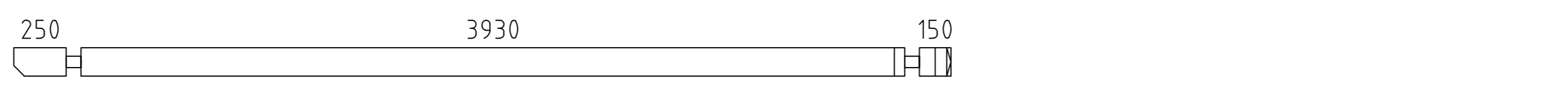


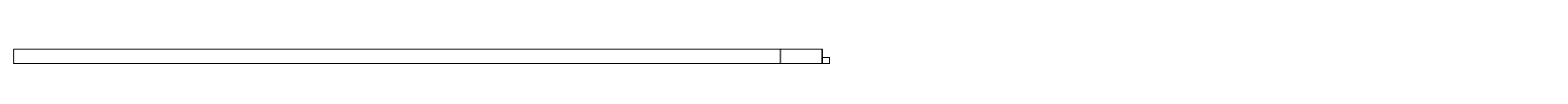
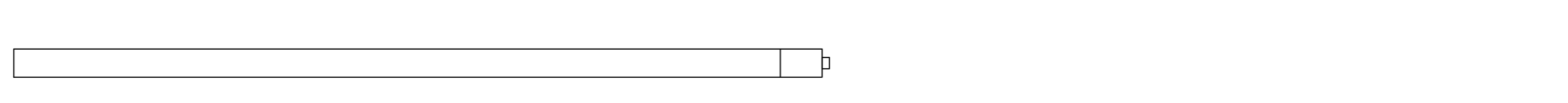
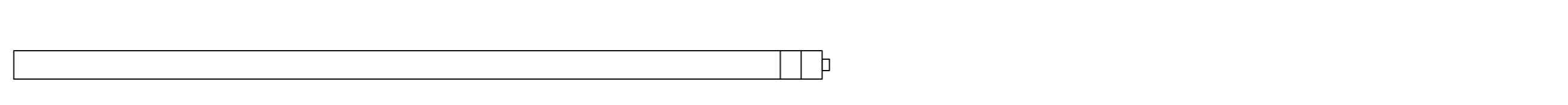
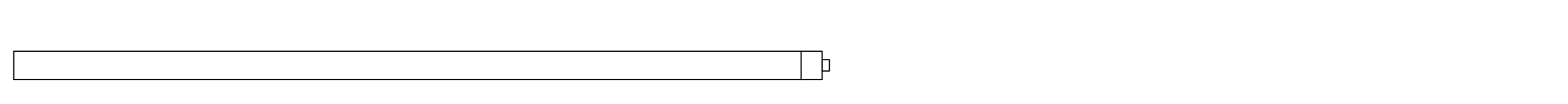
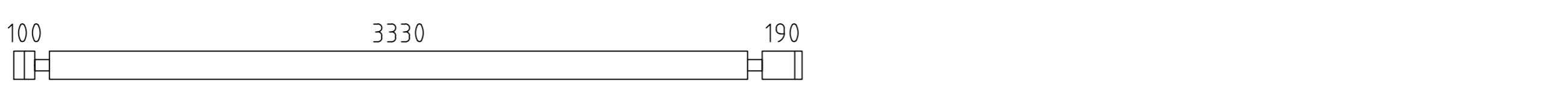
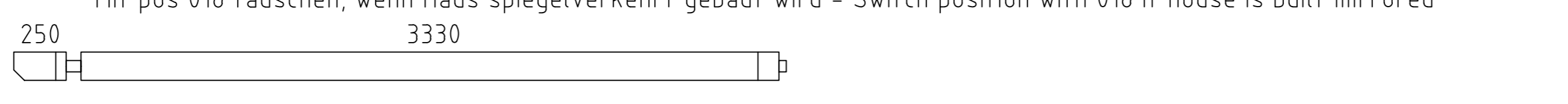
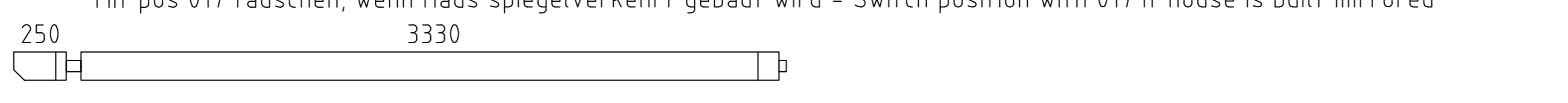
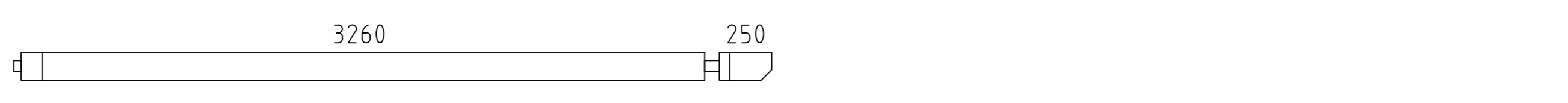
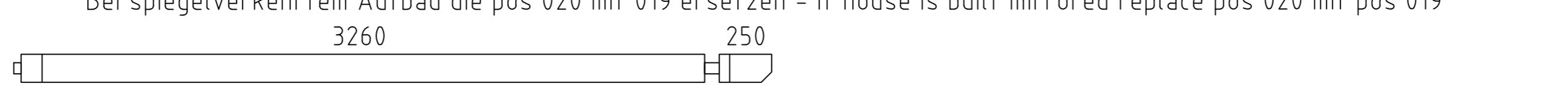
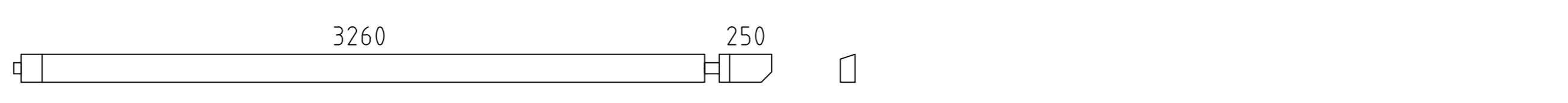
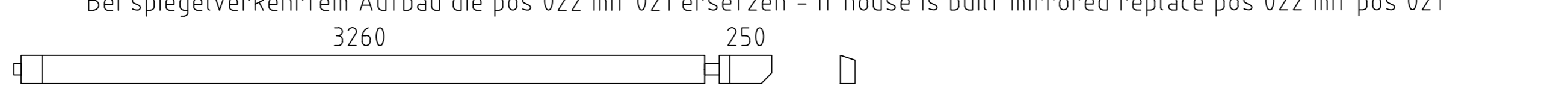
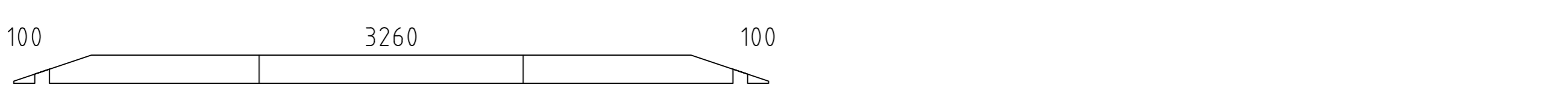
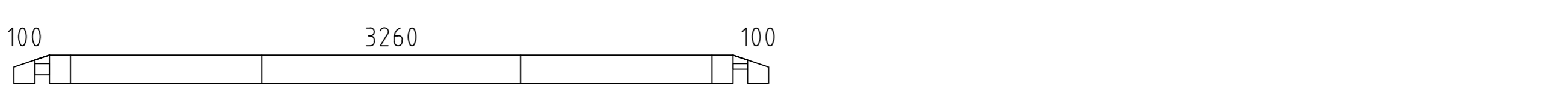
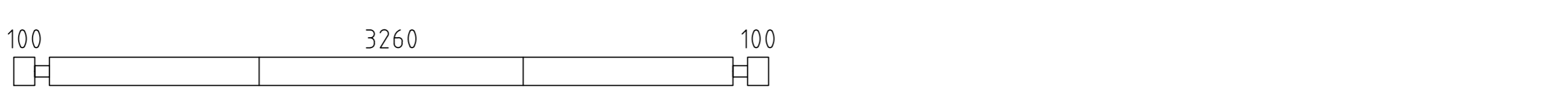
Name	Hansa Corner DéLUX B 360x700+VD+Terr 70
Zeichnung/Drawing	Grundplan/Plan
Profil/Profile	7x13.5
Datum/Date	19.03.2018

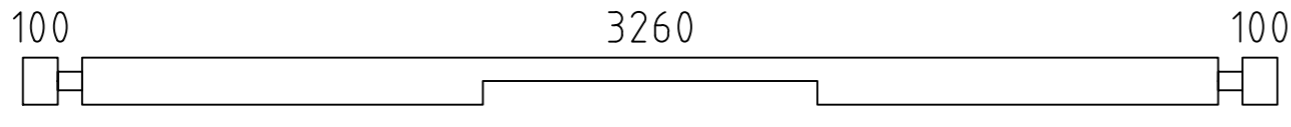
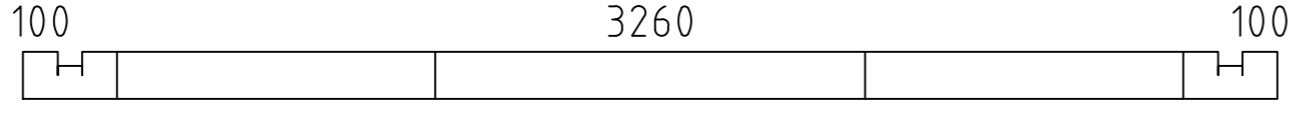
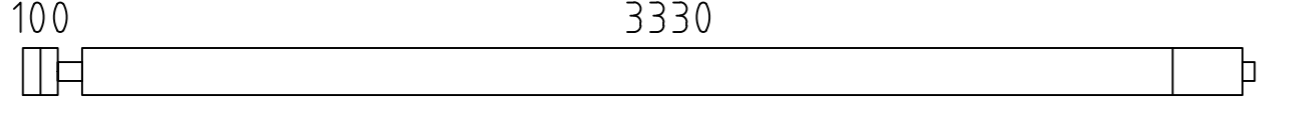
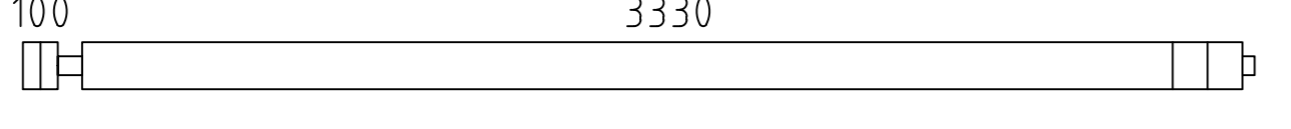
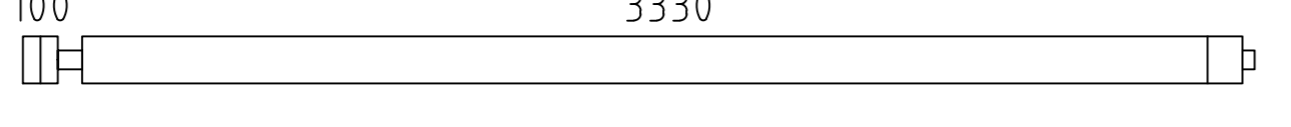







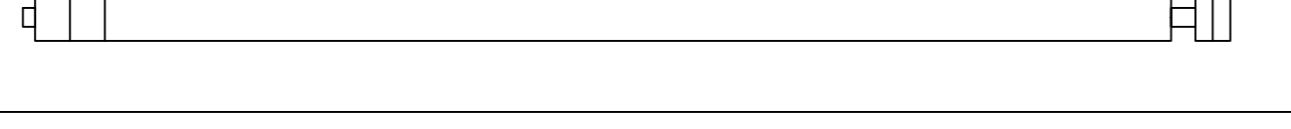







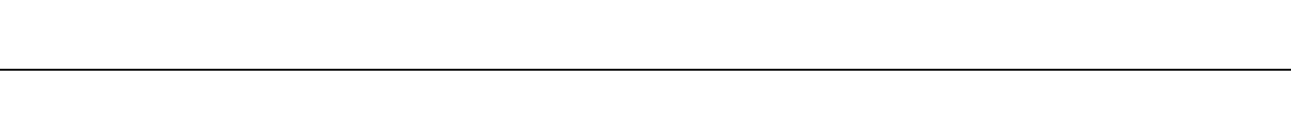
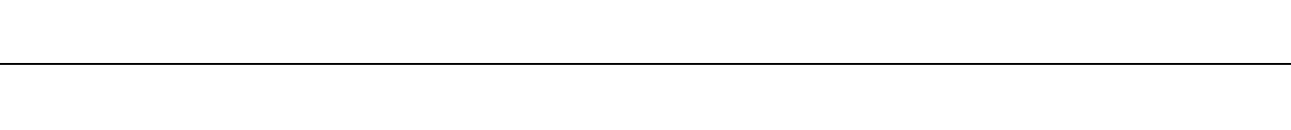
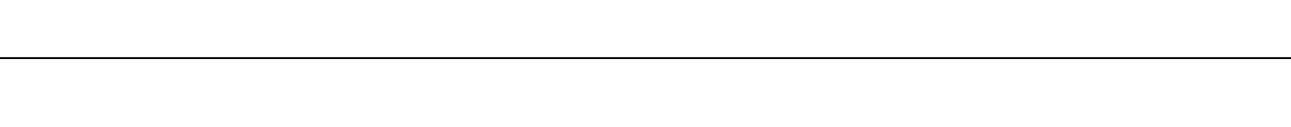

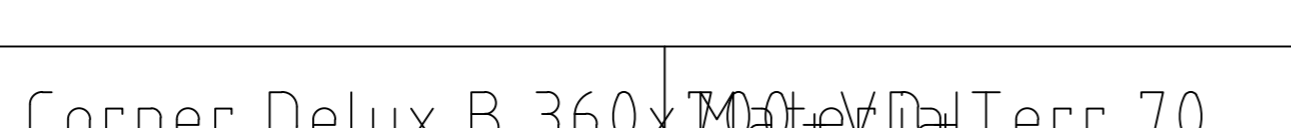




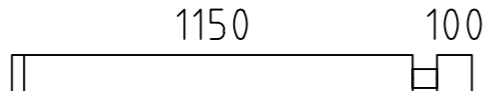
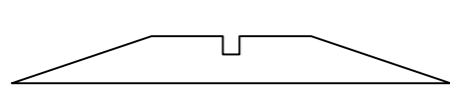
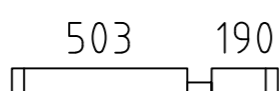
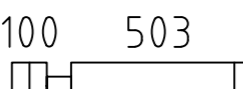

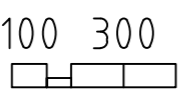
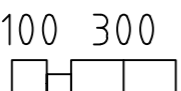
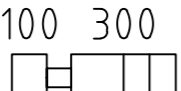
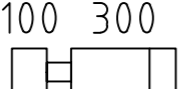
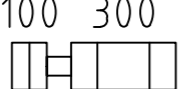
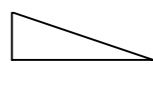
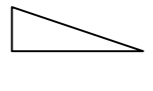
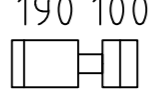










Name	Hansa Corner Delux B 360x700+VD+Terr 70
Zeichnung/Drawing	Lagerholzplan/Foundation plan
Profil/Profile	7x13.5
Datum/Date	19.03.2018

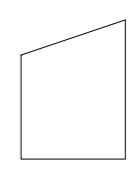
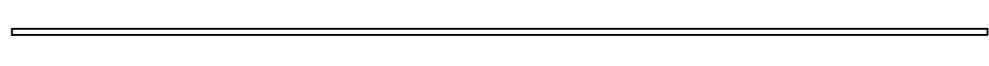
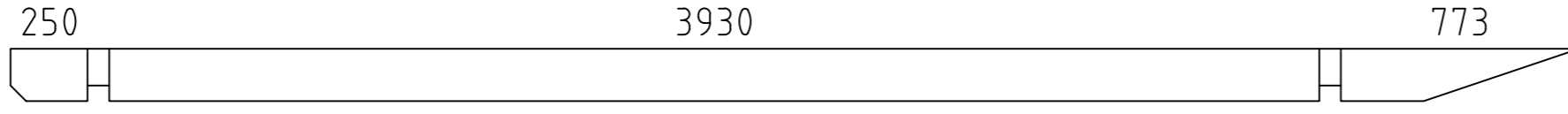
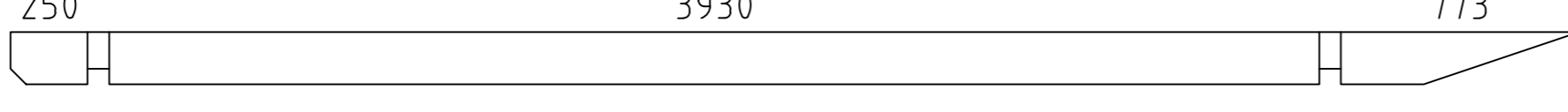


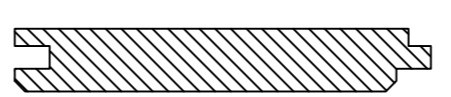
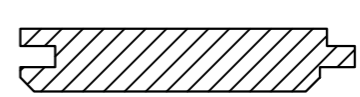
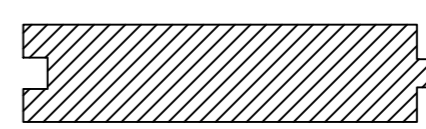
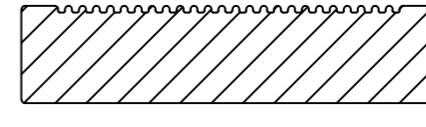


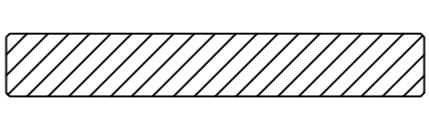
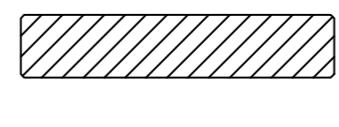
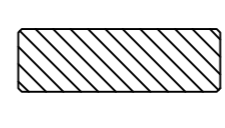
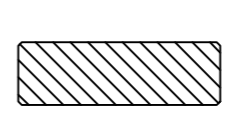
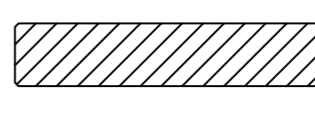
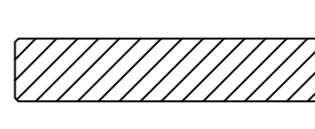
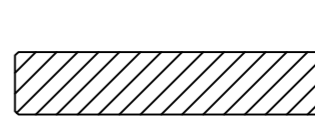
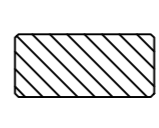
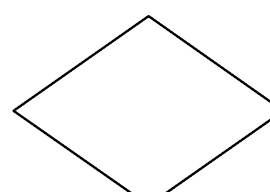
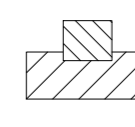
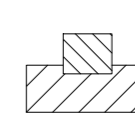
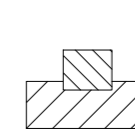


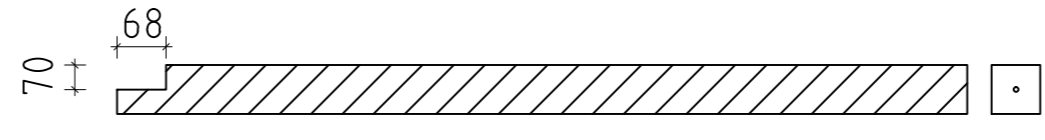
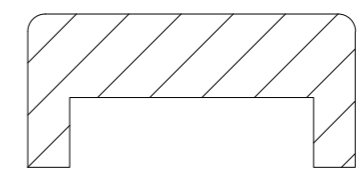
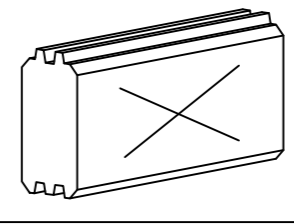
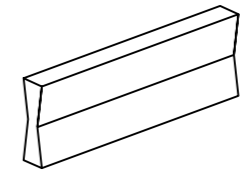
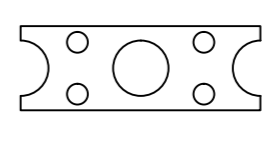
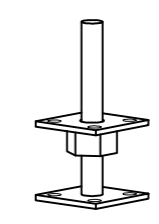







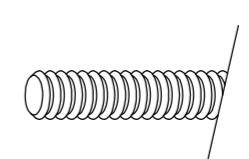
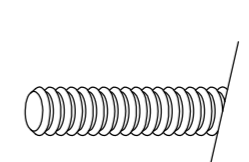
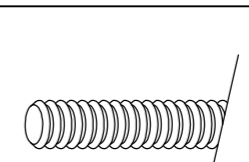
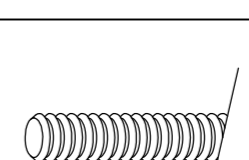
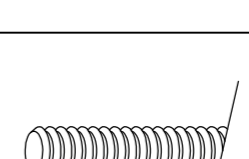
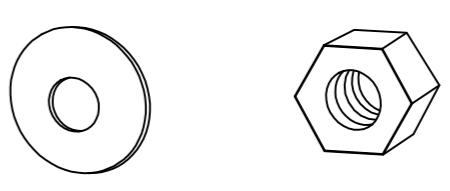
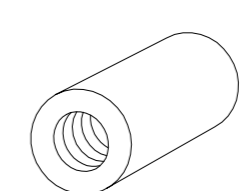
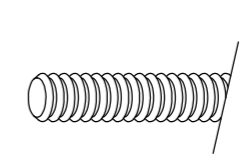
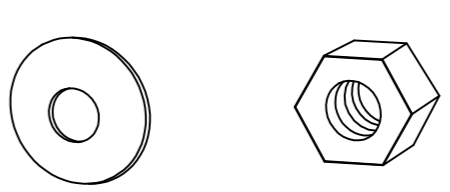
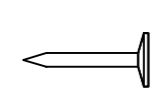


Name	Hansa Corner Delux B 360x700+VD+Terr 70	
Zeichnung/Drawing	Dachbreitler / Roof boards	
Profil/Profile	7x135	Datum/Date 19.03.2018

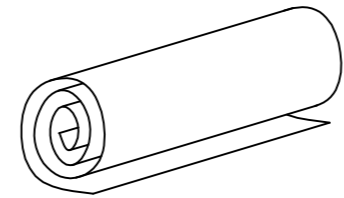
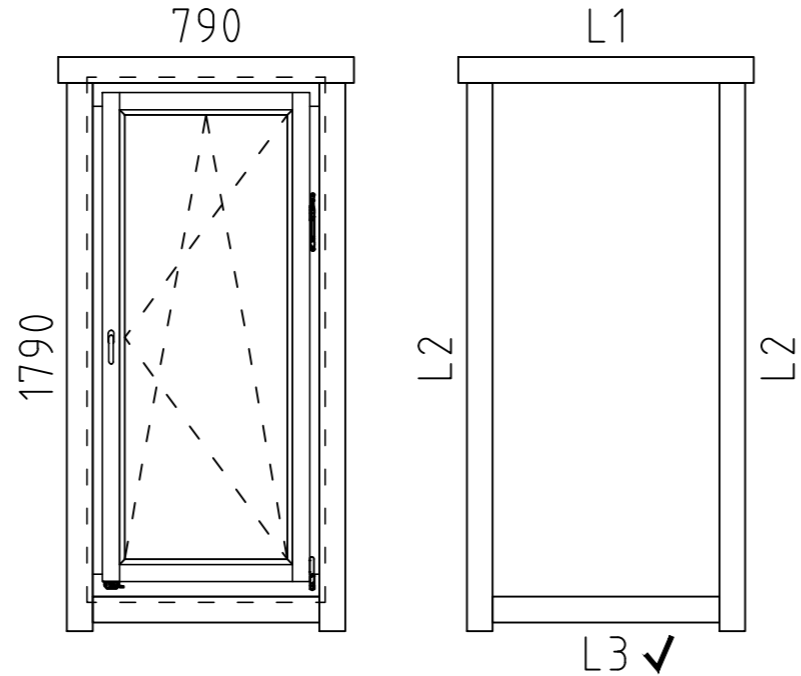
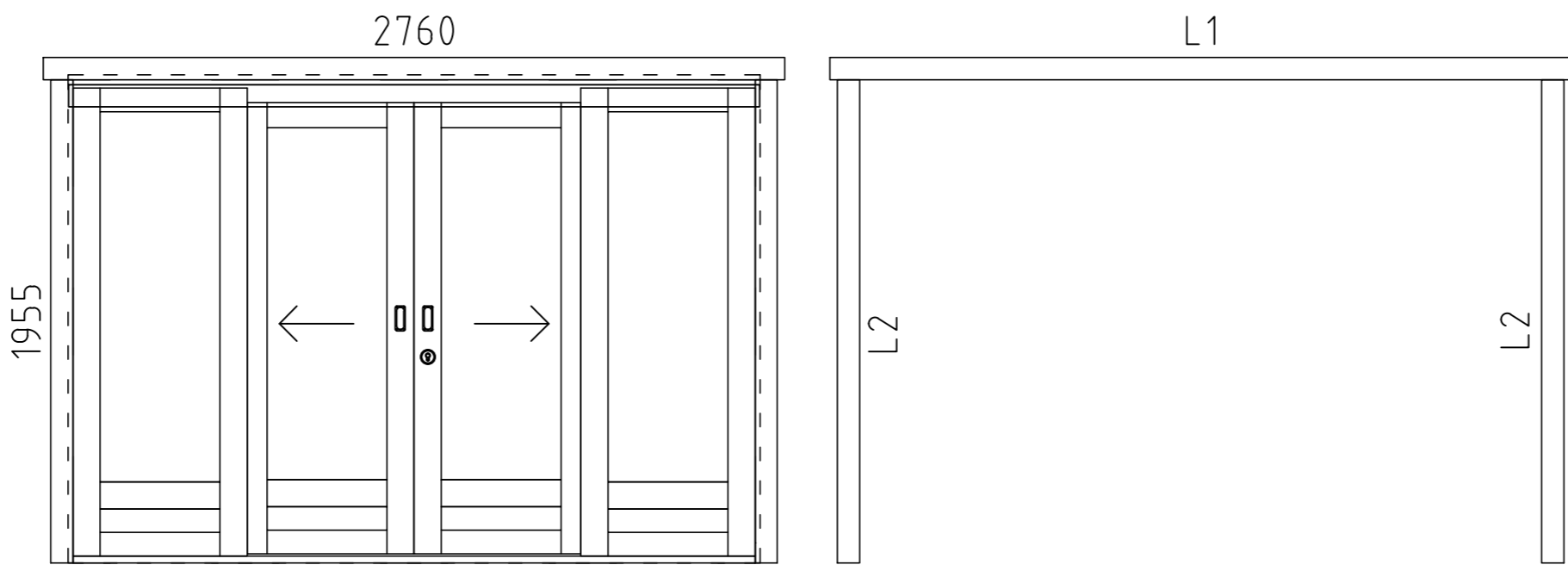
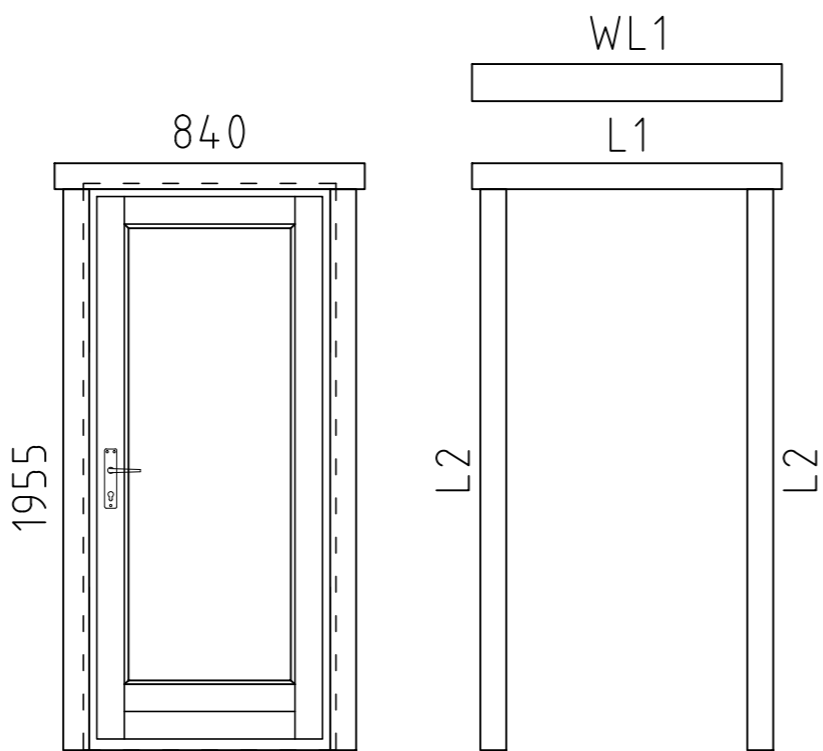
Pos	Teilleiste/Specification Hansa Corner Delux B 360x700+VD+Terr 70	Stck Pcs.	Profil Profile (mm)	Länge Length (mm)
001		2	70x135	7356
002		1	70x135	7356
003		1	70x135	7356
004		1	70x135	7356
005		2	70x135	7000
006		1	70x135	7000
007		3	70x135	7000
008		1	70x135	4520
009		1	70x135	4470
010	Mit pos 011 tauschen, wenn Haus spiegelverkehrt gebaut wird - Switch position with 011 if house is built mirrored 	1	70x68	4285
011	Mit pos 010 tauschen, wenn Haus spiegelverkehrt gebaut wird - Switch position with 010 if house is built mirrored 	1	70x68	4285
012		1	70x68	3891
013		5	70x135	3891
014		1	70x135	3891
015		4	70x135	3891
016		1	70x135	3760
017	Mit pos 018 tauschen, wenn Haus spiegelverkehrt gebaut wird - Switch position with 018 if house is built mirrored 	1	70x135	3685
018	Mit pos 017 tauschen, wenn Haus spiegelverkehrt gebaut wird - Switch position with 017 if house is built mirrored 	1	70x135	3685
019		1	70x135	3615
020	Bei spiegelverkehrtem Aufbau die pos 020 mit 019 ersetzen - If house is built mirrored replace pos 020 mit pos 019 	1	70x135	3615
021		1	70x135	3615
022	Bei spiegelverkehrtem Aufbau die pos 022 mit 021 ersetzen - If house is built mirrored replace pos 022 mit pos 021 	1	70x135	3615
023		1	70x135	3600
024		1	70x135	3600
025		1	70x135	3600

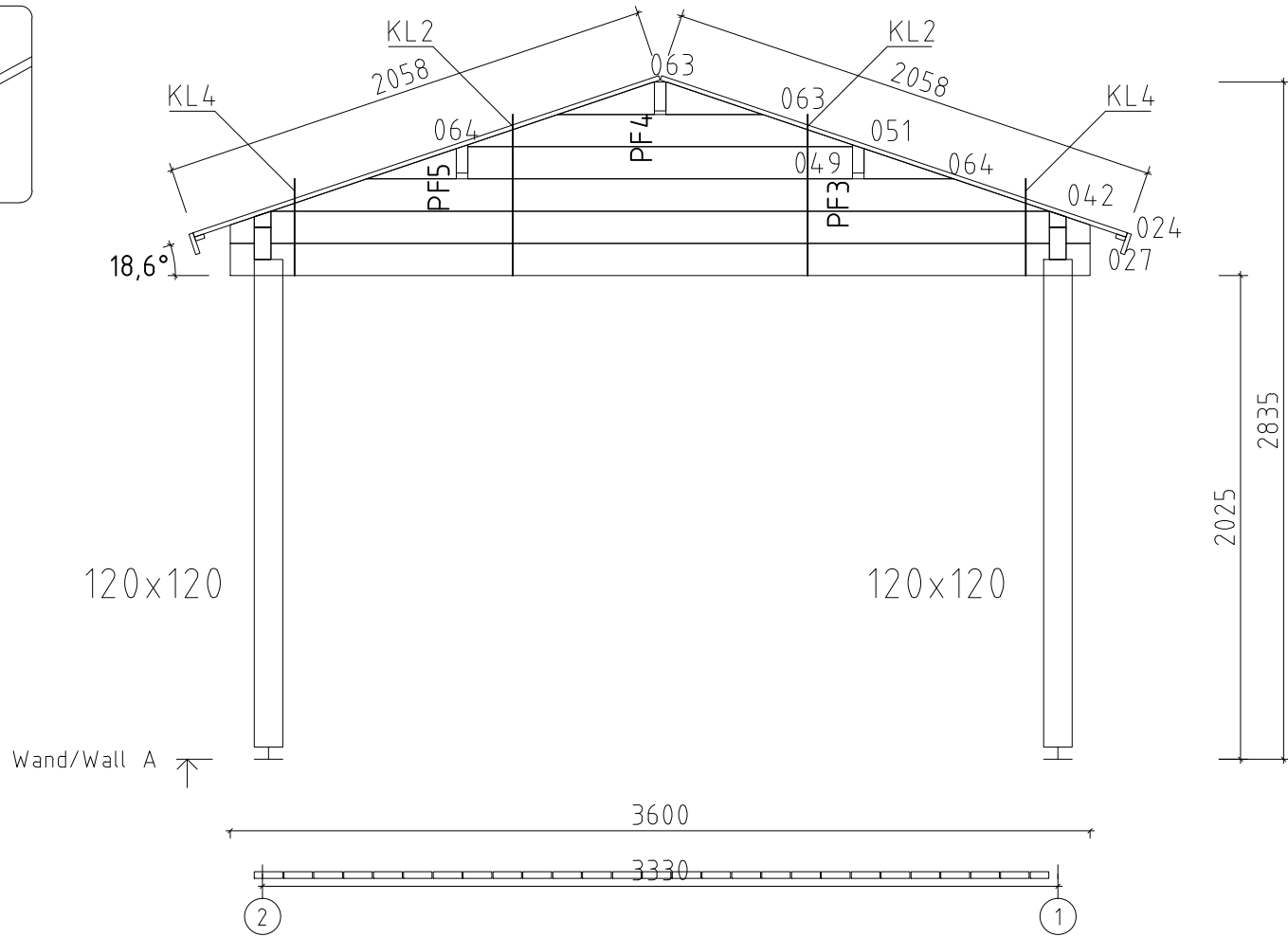
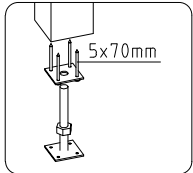
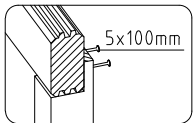
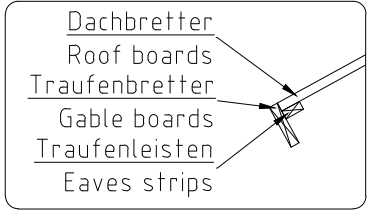
Pos	Teileliste/Specification Hansa Corner Delux B 360x700+VD+Terr 70	Stck Pcs.	Profil Profile (mm)	Länge Length (mm)
026		1	70x135	3600
027		1	70x135	3600
028		6	70x135	3535
029		1	70x135	3535
030		4	70x135	3535
031		1	70x68	3465
032		5	70x135	3465
033		1	70x135	3465
034		4	70x135	3465
035		1	70x135	3465
036		1	70x135	3465
037		6	70x135	3465
038		1	70x135	3465
039		4	70x135	3465
040		1	70x135	3280
041		1	70x135	3260
042		1	70x135	3260
043		1	70x135	3230
044		2	70x135	2860
045		1	70x135	2860
046		1	70x135	2059
047		2	70x135	2059
048		1	70x135	1611
049		1	70x135	1611
050		1	70x135	1611

Pos	Teileliste/Specification Hansa Corner Delux B 360x700+VD+Terr 70	Stck Pcs.	Profil Profile (mm)	Länge Length (mm)
051		1	70x135	1611
052		2	70x68	1320
053		28	70x135	1320
054		3	70x135	1259
055		14	70x135	763
056		14	70x135	673
057		14	70x135	504
058		2	70x68	470
059		14	70x135	470
060		4	70x135	470
061		11	70x135	470
062		1	70x135	470
063		4	70x135	405
064		4	70x127	376
065		15	70x135	360
066		6	70x68	205
FH9	FUNDAMENTHOLZ (imprägniert) - FOUNDATION BEAM (impregnated) 	1	68x94	3942
FH1	FUNDAMENTHOLZ (imprägniert) - FOUNDATION BEAM (impregnated) 	1	68x94	3390
FH3	FUNDAMENTHOLZ (imprägniert) - FOUNDATION BEAM (impregnated) 	1	68x94	3234
FH8	FUNDAMENTHOLZ (imprägniert) - FOUNDATION BEAM (impregnated) 	2	68x94	606
FH6	FUNDAMENTHOLZ (imprägniert) - FOUNDATION BEAM (impregnated) 	2	44x94	3942
FH4	FUNDAMENTHOLZ (imprägniert) - FOUNDATION BEAM (impregnated) 	4	44x94	3390
FH7	FUNDAMENTHOLZ (imprägniert) - FOUNDATION BEAM (impregnated) 	5	44x94	3292
FH5	FUNDAMENTHOLZ (imprägniert) - FOUNDATION BEAM (impregnated) 	12	44x94	3280
FH2	FUNDAMENTHOLZ (imprägniert) - FOUNDATION BEAM (impregnated) 	5	44x94	3234
Kood	Hansa Corner Delux B 360x700+VD+Terr 70	File	Hansa Corner Delux B 360x700+VD+Terr 70.dwg	1/6

Pos	Teilleiste/Specification Hansa Corner Delux B 360x700+VD+Terr 70			Stck Pcs.	Profil Profile (mm)	Länge Length (mm)
DT1	DECKENTRÄGER - COVER CARRIER		18,6° 	1	30x40	3260
LE1	LEISTE - LATH (für Kehle/for valley)		 ✓	2	40x18	2800
PF4	PFETTEN - PURLIN			1	58x170	5865
PF3	PFETTEN - PURLIN			1	58x170	5093
PF5	PFETTEN - PURLIN			1	58x170	5093
PF2	PFETTEN - PURLIN			3	58x170	4150
PF1	PFETTEN - PURLIN			3	58x170	3350
	DACHBRETTER - ROOF BOARDS		 oder/or  ✓	207+2 266+2	113x18 88x18	2060
	DACHBRETTER - ROOF BOARDS		 oder/or 	29 38	113x18 88x18	1710
	FUSSBODENBRETTER - FLOOR BOARDS			59+1	113x28	3255
	TERRASSENBRETTER (imprägniert) - TERRACE BOARDS (impregnated)			27+1	120x28	4000
	ABDECKLEISTEN - COVER STRIPS		 ✓		15x28	39,0 lfm/rm
	FUSSBODENLEISTE - FLOOR STRIPS		 ✓		14x55	20,0 lfm/rm
G1-1	GIEBELBRETTER - GABLE BOARDS 120X18		18,6°  ✓	6	120x18	2140
G2-1	GIEBELBRETTER - GABLE BOARDS 90X18		18,6°  ✓	6	90x18	2140
G3-1	GIEBELLEISTE - GABLE STRIPS 58X18		18,6°  ✓	6	58x18	2140
G5-1	GIEBELDECKLEISTE - GABLE COVER STRIPS 58X18		 ✓	6	58x18	2140
T2-1	TRAUFENBRETTER - EAVES BOARDS 90X18			1	90x18	250
T2-2	TRAUFENBRETTER - EAVES BOARDS 90X18			3	90x18	3650
T2-3	TRAUFENBRETTER - EAVES BOARDS 90X18			2	90x18	4250
T4-1	TRAUFENLEISTE - EAVES STRIPS 40x18		 ✓		40x18	20,0 lfm/rm
GS	GIEBELSEGMENT - GABLE DIAMOND			4		
	T-LEISTEN - T-STRIPS 70			4	70x45	1840
	T-LEISTEN - T-STRIPS 70			2	70x45	1910
	T-LEISTEN - T-STRIPS 70			2	70x45	1975
Kood	Hansa Corner Delux B 360x700+VD+Terr 70			File	Hansa Corner Delux B 360x700+VD+Terr 70.dwg	

Pos	Teilleiste/Specification Hansa Corner Delux B 360x700+VD+Terr 70		Stck Pcs.	Profil Profile (mm)	Länge Length (mm)
SP3-1	STÜTZPFOSTE - SUPPORT POST 120x120		2	120x120	2095
	U-PROFIL - U-PROFILE 70		1	94x44	2045
SH	SCHLAGHÖLZER - MOUNTING PIECES		3		
HK2	HOLZ-KLOTZEN für verbinden der Wandbohlen - Wooden wedge for connecting the wall parts (122mm)		2		
VS	VERBINDUNGSSTREIFEN für verbinden der Wandbohlen - Connecting strip for connecting the wall parts		26		
VP3	Verstellbare Pfostenstütze - Adjustable post support M20		2	M20	
ML1	Metallstange - Metal bar		4	D10	1310
ML2	Metallstange - Metal bar		5	D10	1240
ML3	Metallstange - Metal bar		3	D10	1170
ML4	Metallstange - Metal bar		4	D10	500
ML5	Metallstange - Metal bar		2	D10	360
ML6	Metallstange - Metal bar		1	D10	290
ML7	Metallstange - Metal bar		2	D10	230
KL1	Gewindestange - Threaded Rod M8		4	M8	2000
KL2	Gewindestange - Threaded Rod M8		2	M8	675
KL3	Gewindestange - Threaded Rod M8		2	M8	540
KL4	Gewindestange - Threaded Rod M8		2	M8	405
KL5	Gewindestange - Threaded Rod M8		4	M8	325
	Mutter - nut M8 U-Scheibe - washer Ø25		20	M8	
	Befestigungsmutter - fixing nut M8		4	M8	
KL6	Gewindestange - Threaded Rod M12 (für Pfetten) (for purlins)		6	M12	170
	Mutter - nut M12 U-Scheibe - washer Ø30 (für Pfetten) (for purlins)		12	M12	
NG04	DACHPAPPNÄGEL - ROOFING NAILS 2.0x18		1050		
NG02	NÄGEL - NAILS 2.5x50 Dachbretter - Roof boards		1416 1824	113x18 oder/or 88x18	
NG03	NÄGEL - NAILS 2.5x60 Fussbodenbretter - Floor boards Terrassenbretter - Terrace boards		1086		
Kood	Hansa Corner Delux B 360x700+VD+Terr 70		File	Hansa Corner Delux B 360x700+VD+Terr 70.dwg	

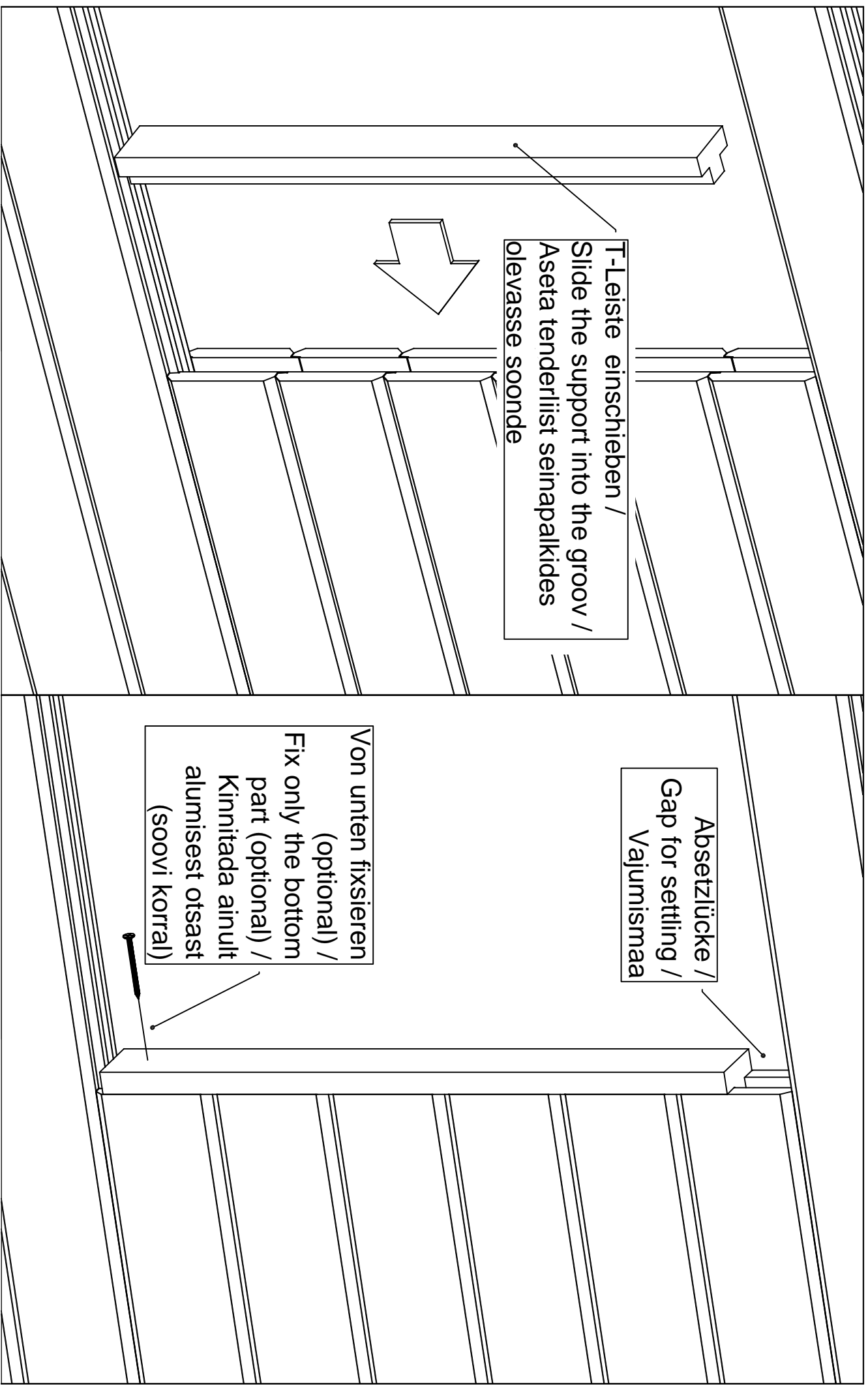
Pos	Teilleiste/Specification Hansa Corner Delux B 360x700+VD+Terr 70		Stck Pcs.	Profil Profile (mm)	Länge Length (mm)
SR01	SCHRAUBEN - SCREWS 3.0x30	Abdeckleisten - Ceiling trims Fussbodenleisten - Floor strips Traufenleisten - Eaves strips Leisten - Strips LE1	178		
SR03	SCHRAUBEN - SCREWS 3.5x45	Giebelbretter - Gable boards Giebelsegment - Gable diamond Traufenbretter - Eaves boards Fenster- und Türleisten - Window and door strips U-Profil - U-profile Verbindungsstreifen - Connecting strips	359		
SR05	SCHRAUBEN - SCREWS 4.0x60	Deckenträger - Cover carrier Wasserleisten - Rain strips WL1	10		
SR11	SCHRAUBEN - SCREWS 5.0x100	Stützpfeiler - Support posts Fundamenthölzer - Foundation beams Wandbalke - Log pos 010 or 011	142		
SR10	SCHRAUBEN - SCREWS 5.0x70	Pfeilerstütze - Post support	16		
	DACHPAPPE - ROOFING FELT		✓	7,3m-5st. 6,0m-5st.	67,0 lfm/rm
	<p>FENSTER/WINDOW 790x1790</p>  <p>A68-11</p> <p>L1 18x90 L=1030mm 2x L2 18x90 L=1910mm 4x L3 18x90 L=790mm 2x ✓</p>		2		
	<p>TÜR/DOOR 2760x1955</p>  <p>LU3-GH+</p> <p>L1 18x90 L=3000mm 2x L2 18x90 L=1955mm 4x ✓</p>		1		
	<p>TÜR/DOOR 840x1955</p>  <p>U2-GH+</p> <p>L1 18x90 L=1080mm 2x L2 18x90 L=1955mm 4x ✓ WL1 36x129 L=1080mm 1x DIN rechts/right handed</p>		1		
	<p>✓ - Bitte selber anpassen (falls nötig)! / Cut into length on site (if needed)!</p>				
Kood	Hansa Corner Delux B 360x700+VD+Terr 70		File	Hansa Corner Delux B 360x700+VD+Terr 70.dwg	



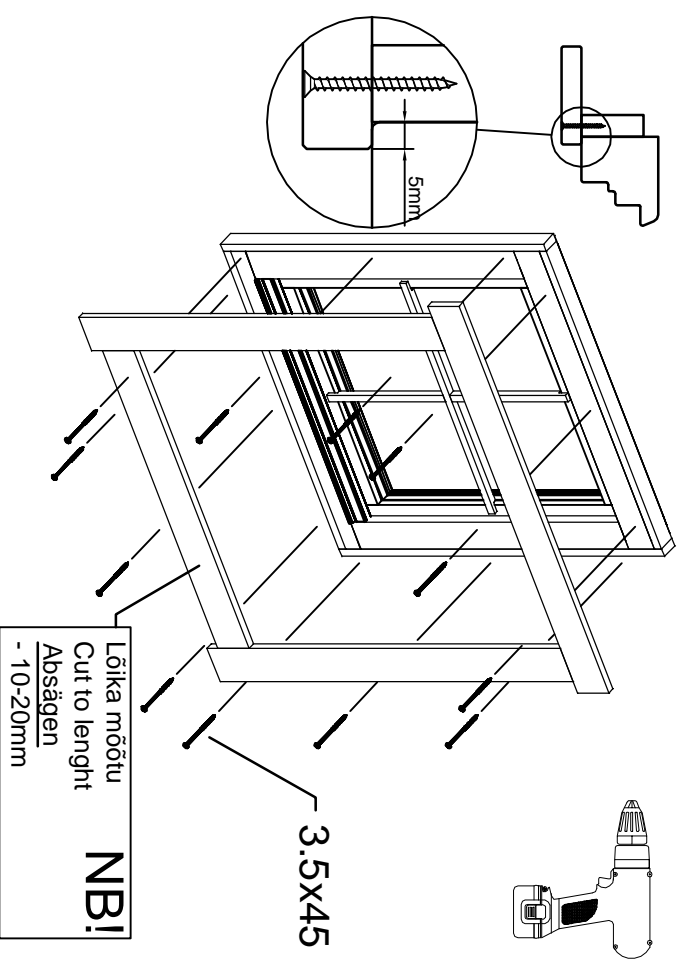
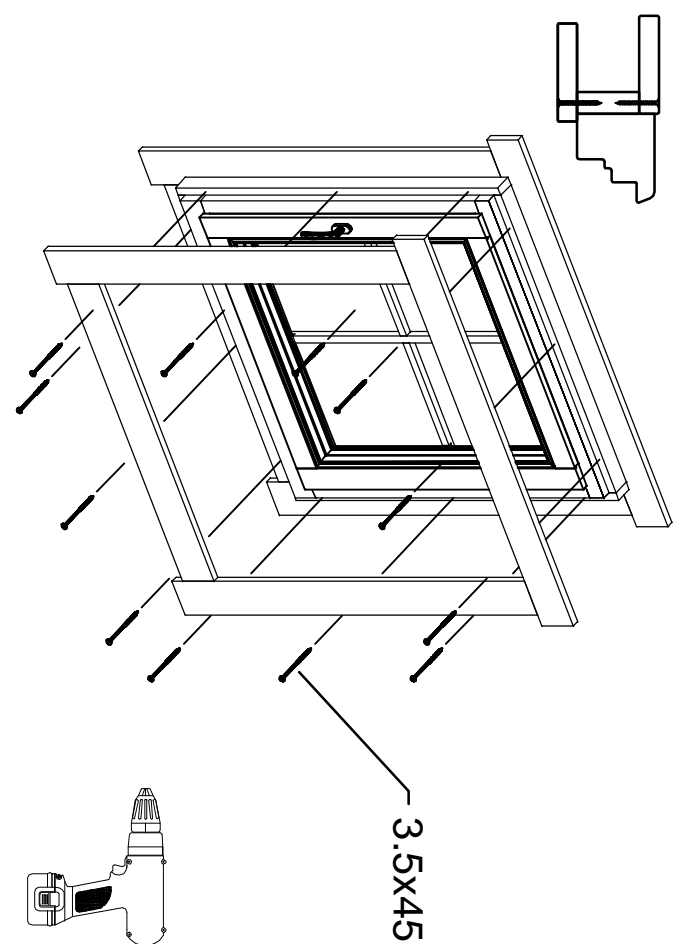
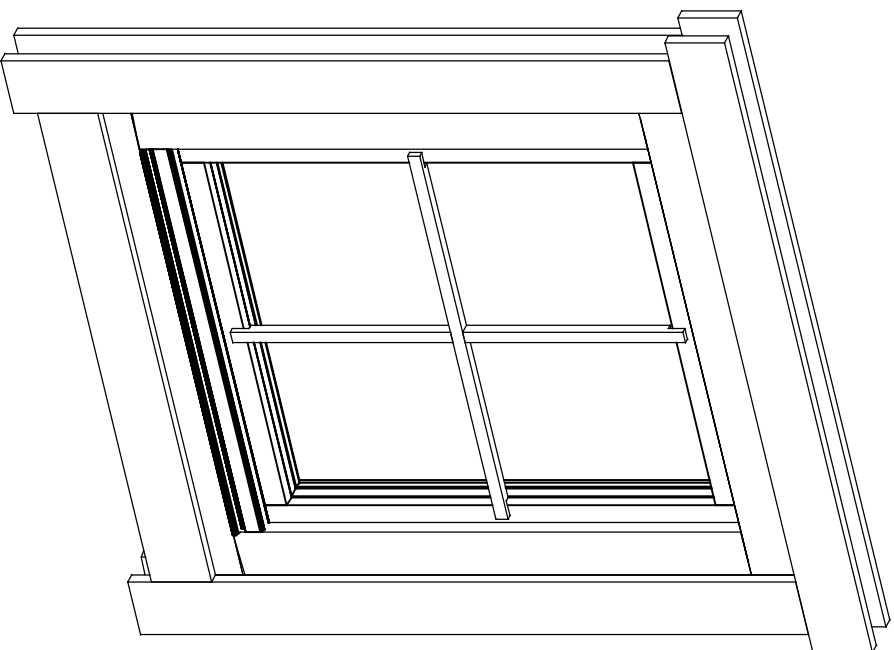
Wand/Wall A

Name	Hansa Corner Delux B 360x700+VD+Terr 70		
Zeichnung/Drawing	WAND/WALL A		
Profil/Profile	7.0x13.5	Datum/Date	19.03.2018

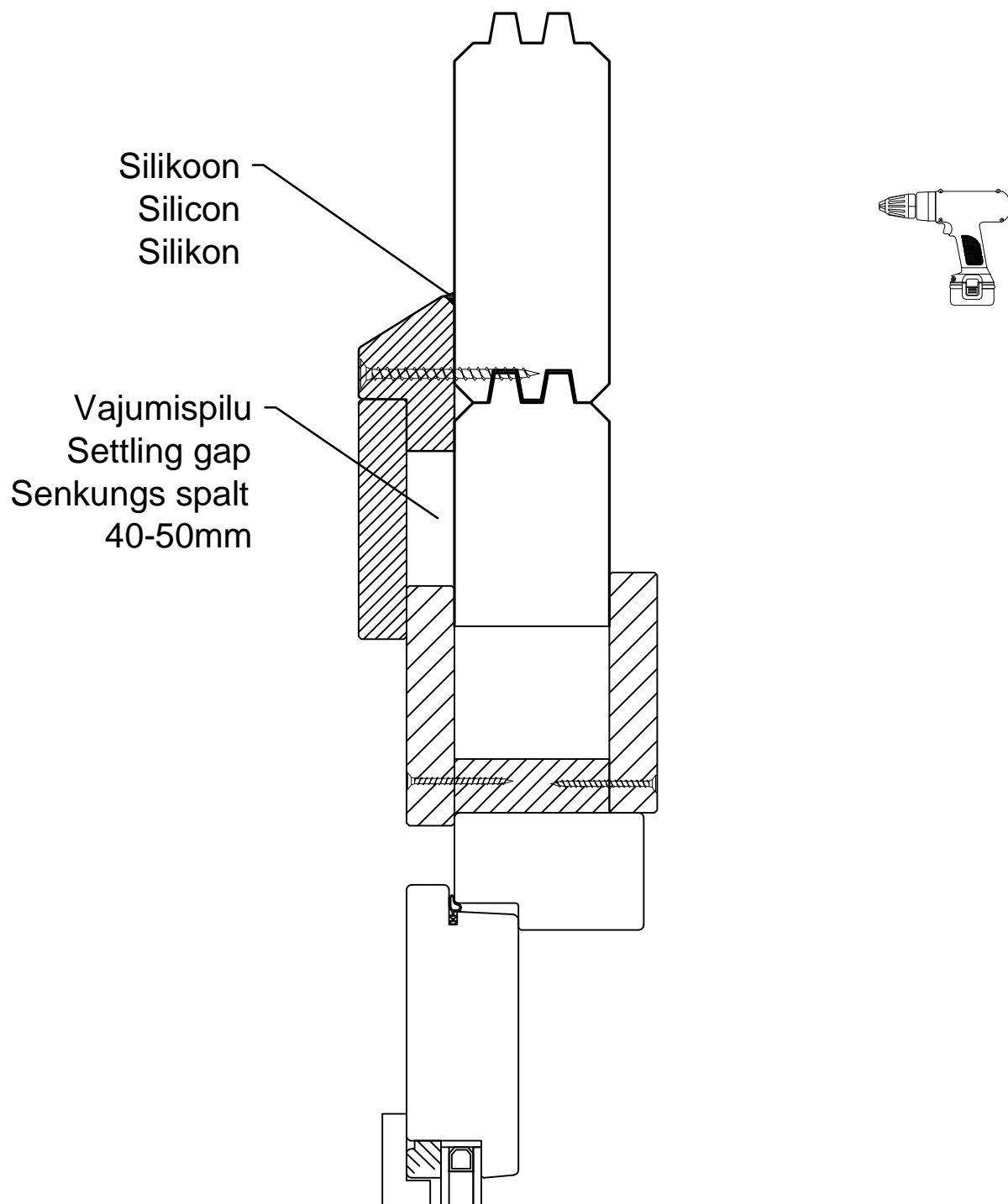
Montageanleitung für T-Leisten / Installing the door and window supports / Tenderliistu paigaldusjuhend.



Akna tüüp / Fenster typ / Window type - A68
(GH+ / SH)

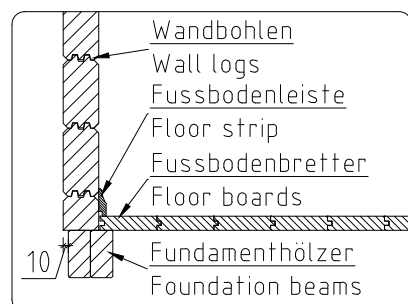
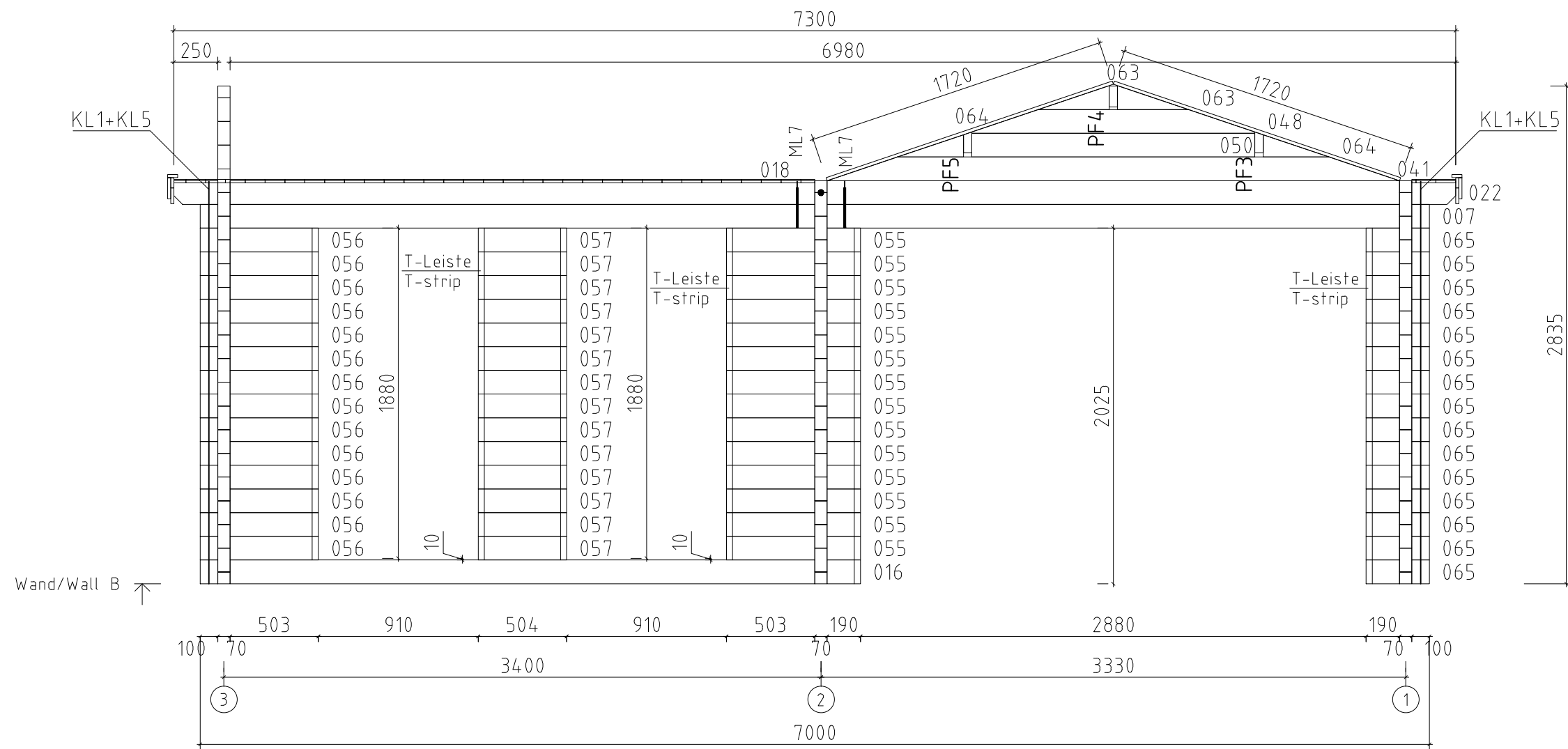


Vihmaliist / Head flashing / Regenschutz

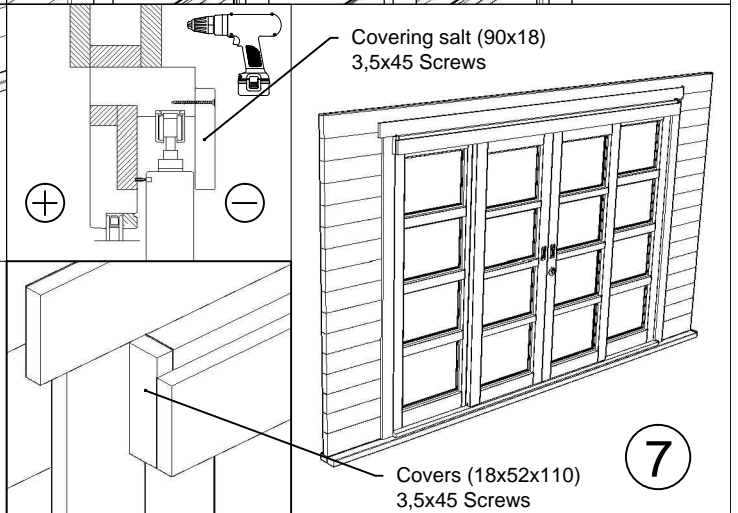
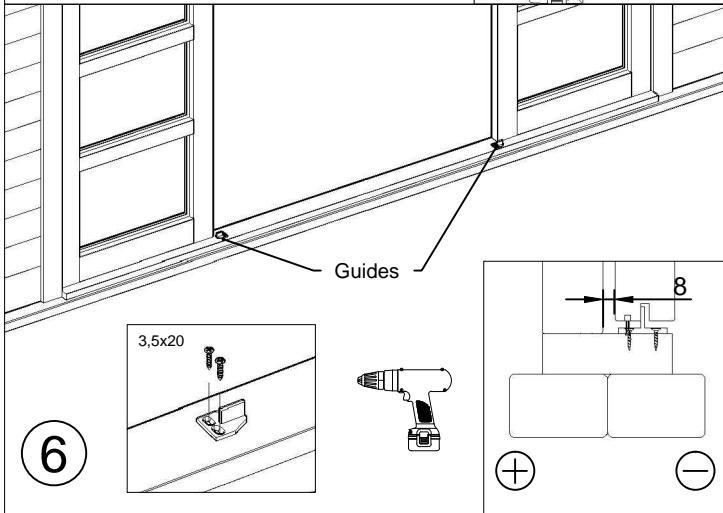
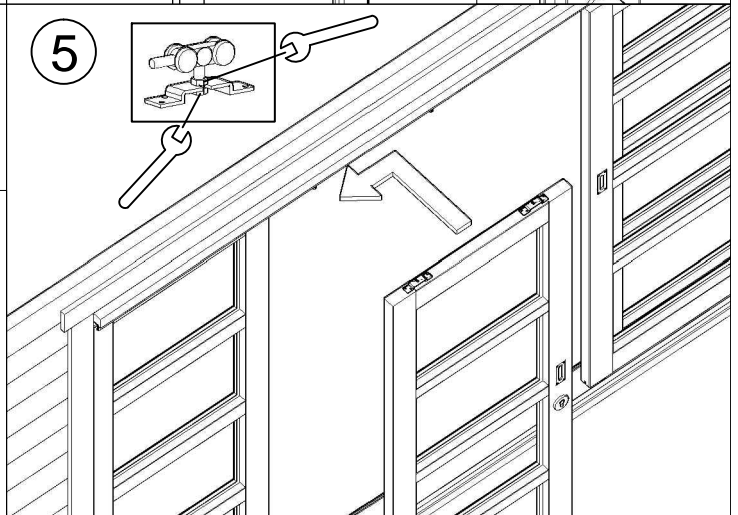
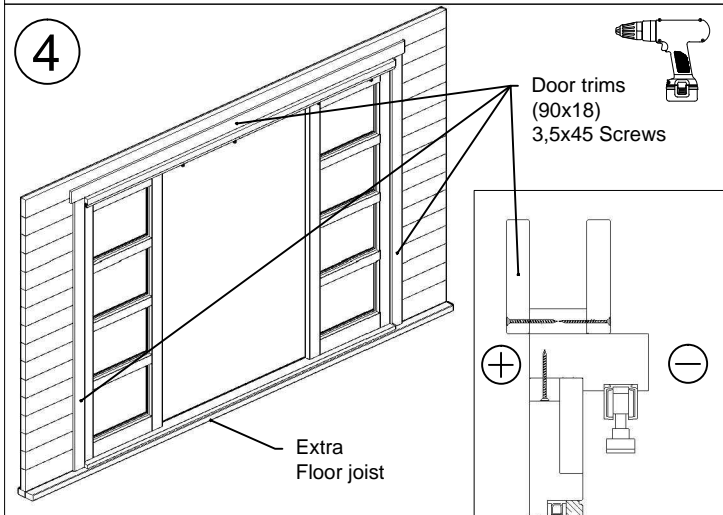
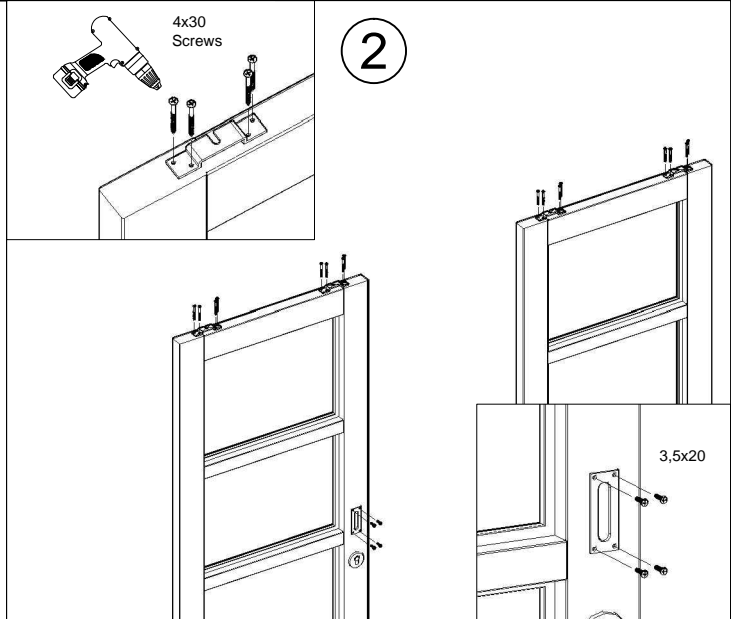
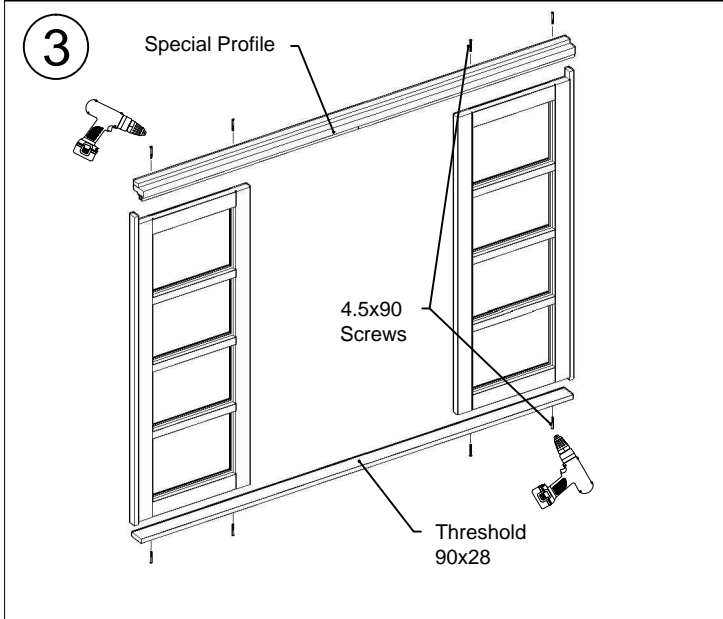
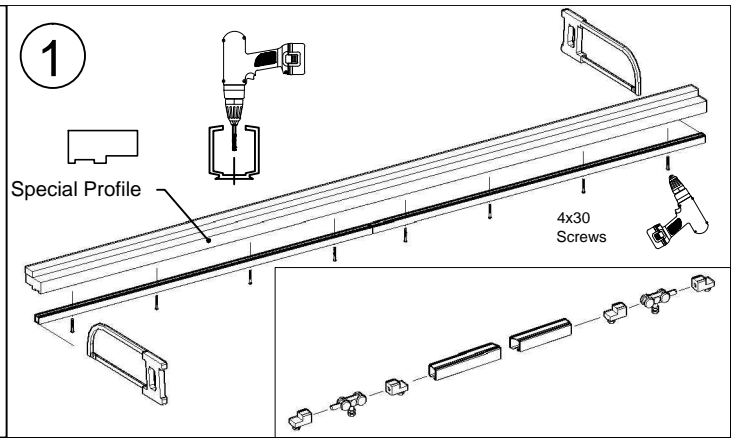
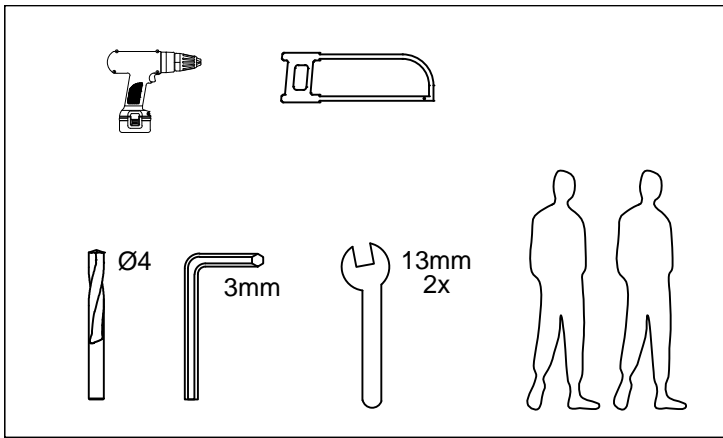


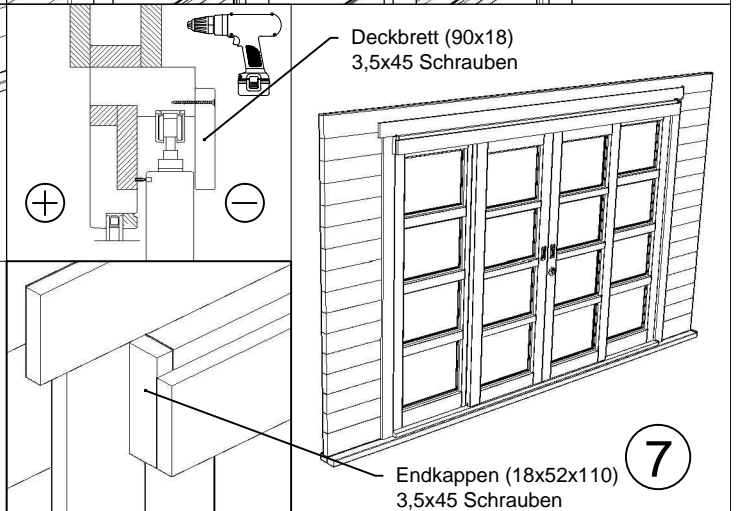
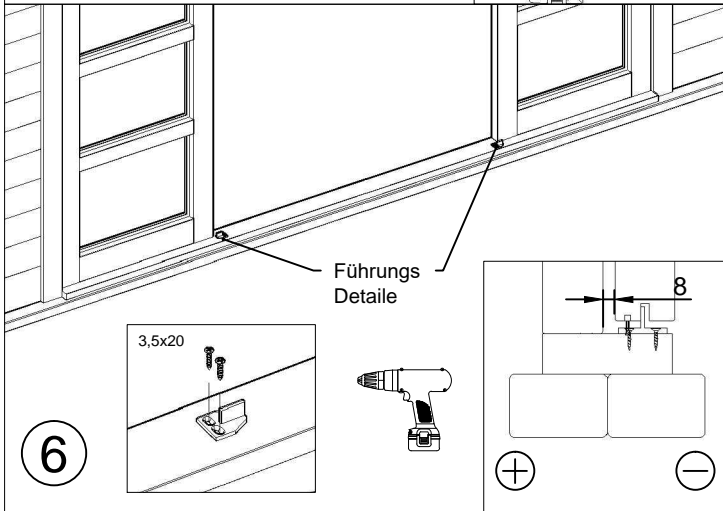
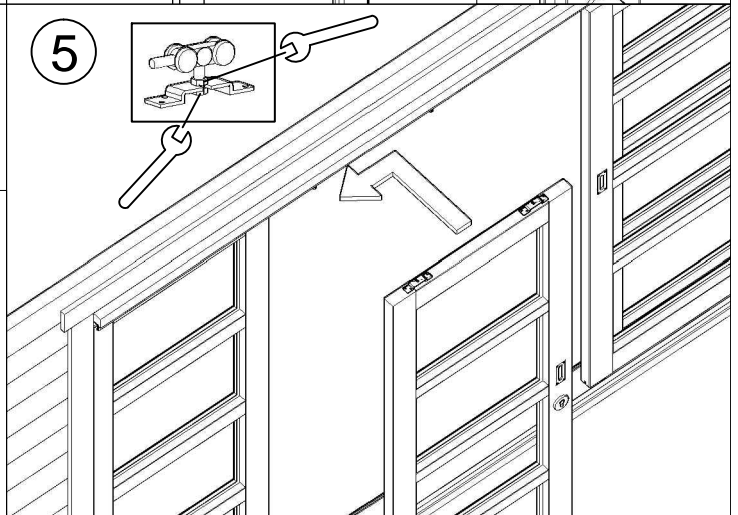
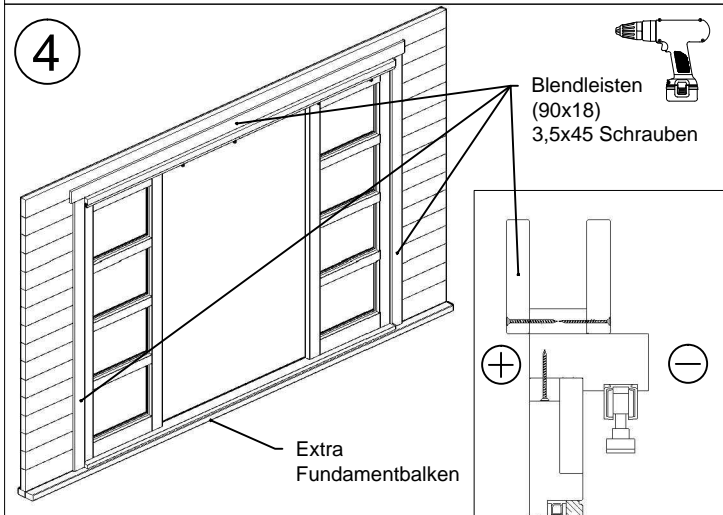
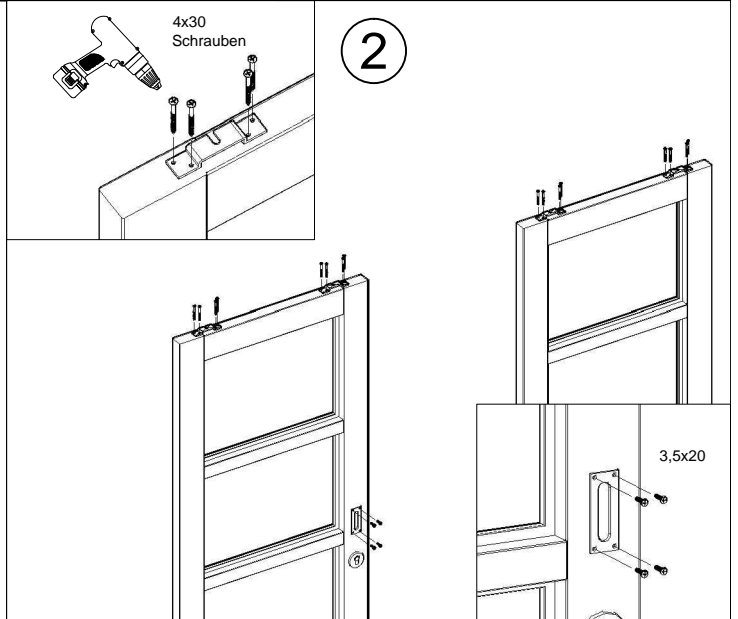
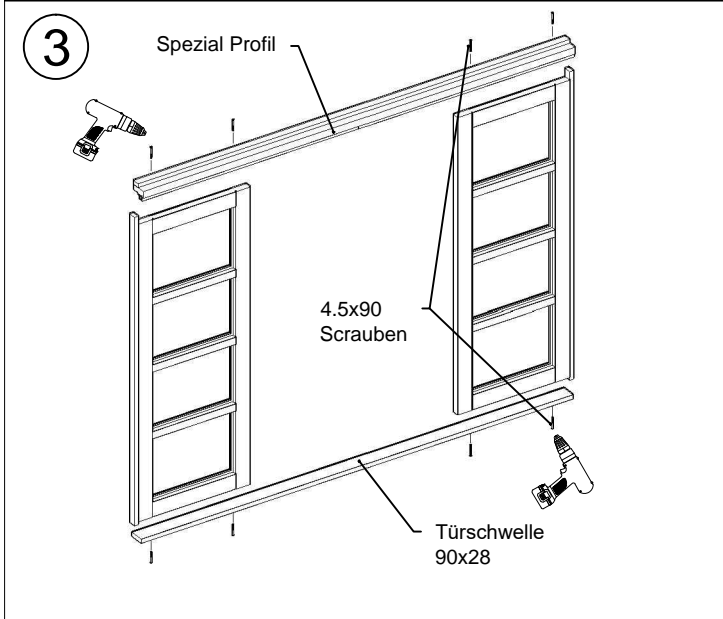
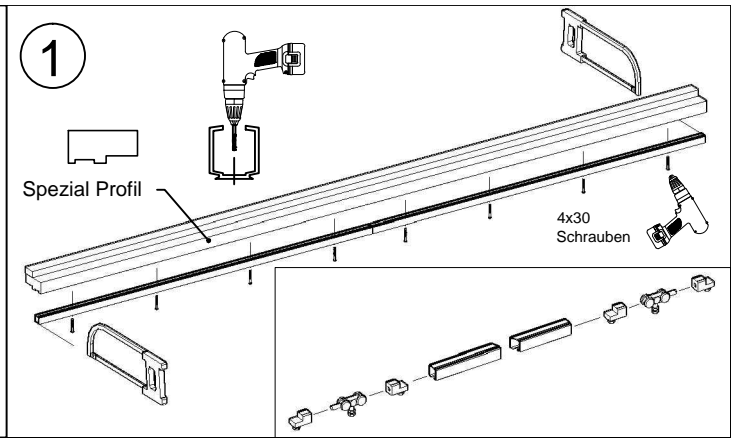
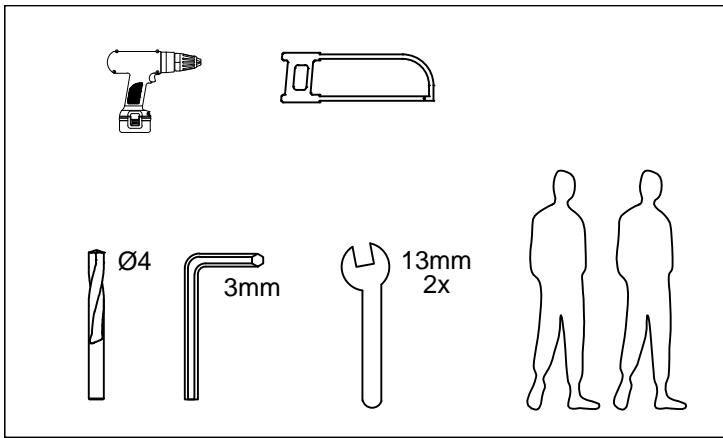
NB!

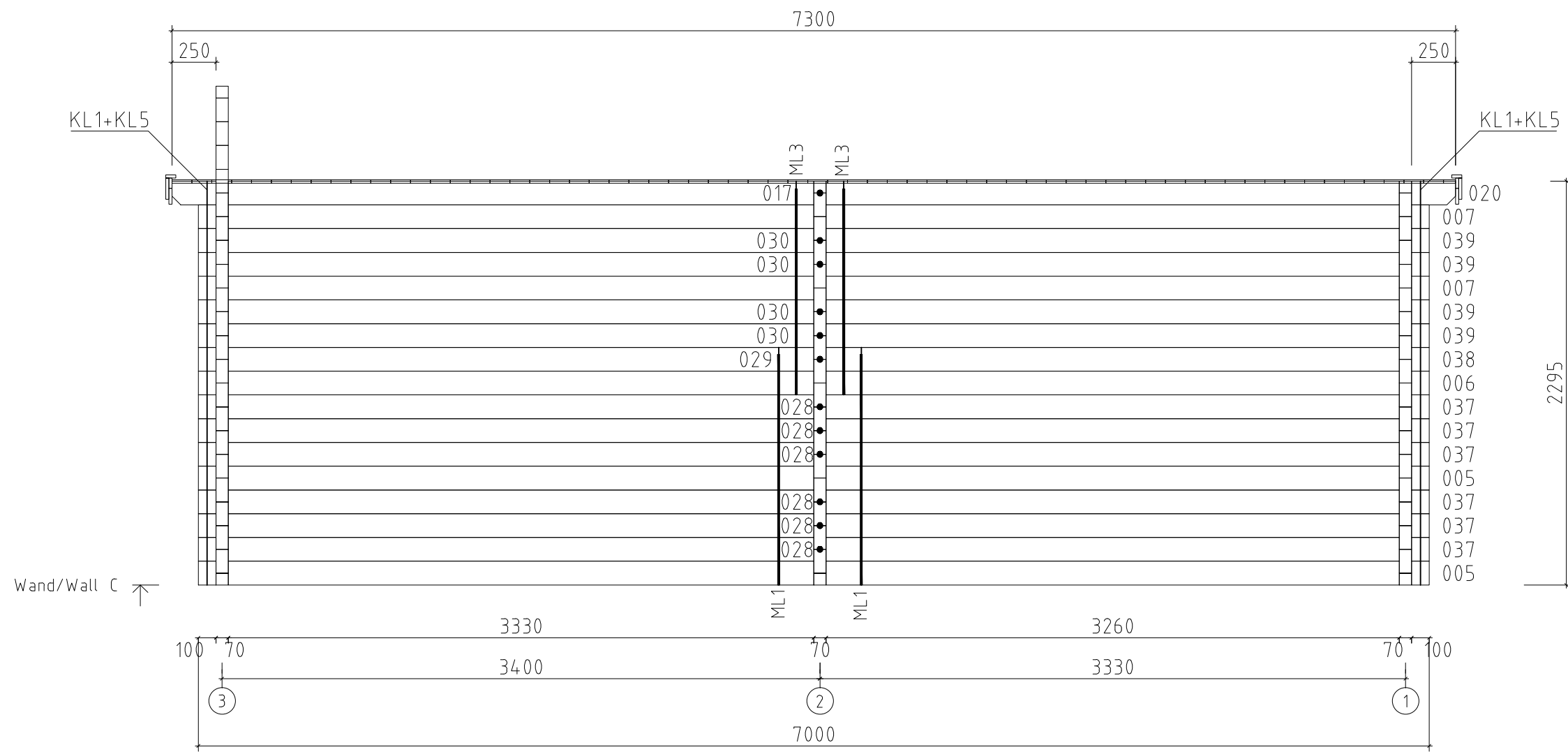
- Monteerida juhul kui ese on välja toodud maja spetsifikatsioonis!
- Install only if the item is listed in the house specification!
- Nur montieren wenn die Leiste in der Teileliste gezeigt ist!



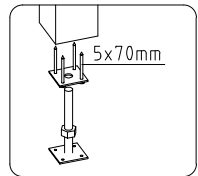
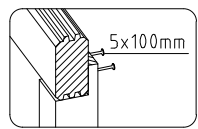
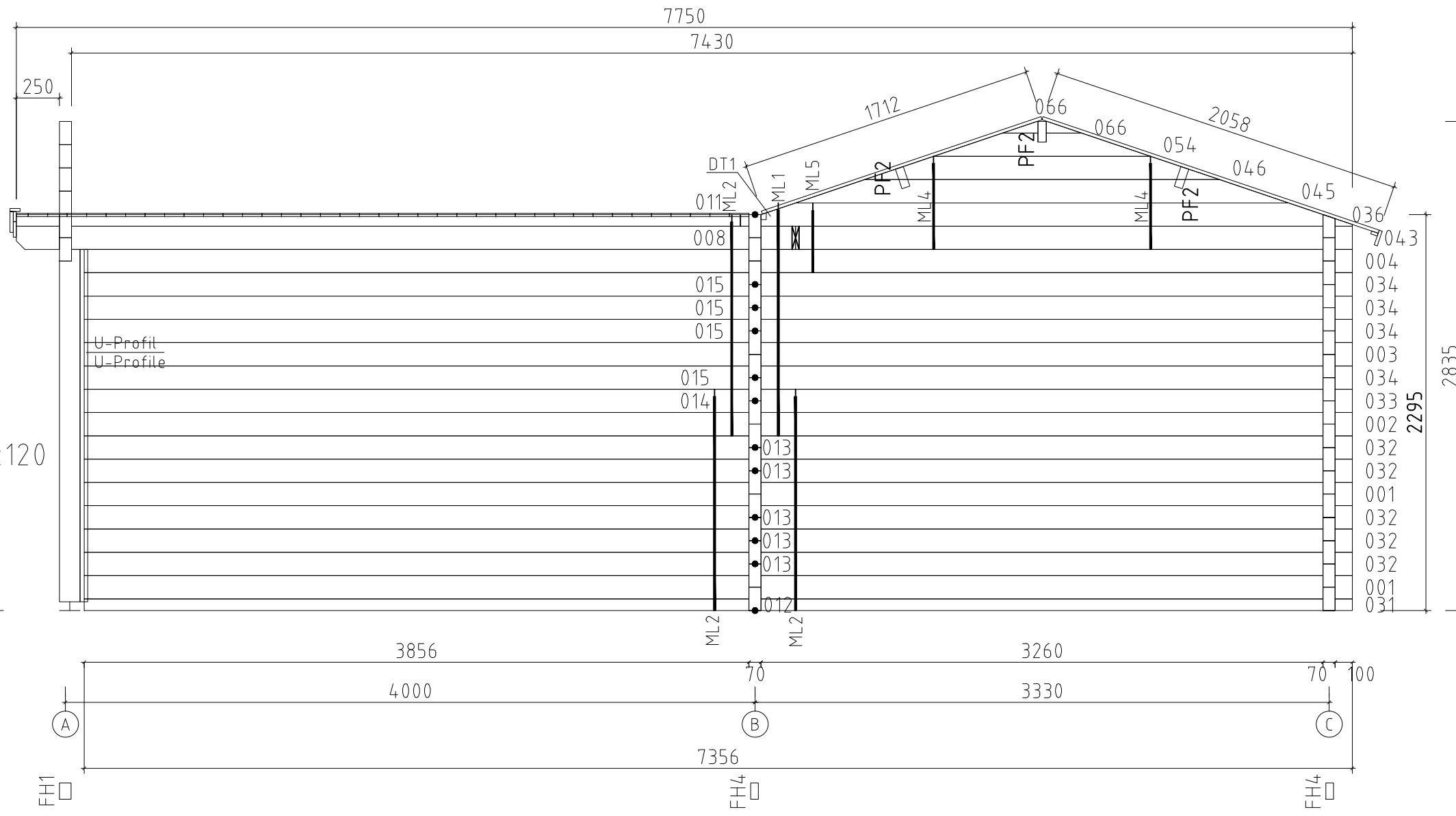
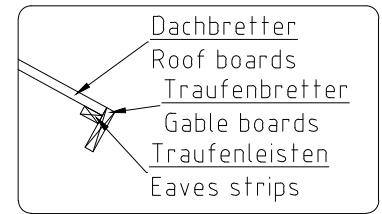
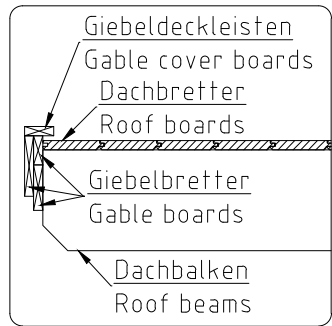
Name	Hansa Corner Delux B 360x700+VD+Terr 70		
Zeichnung/Drawing	WAND/WALL B		
Profil/Profile	7.0x13.5	Datum/Date	19.03.2018





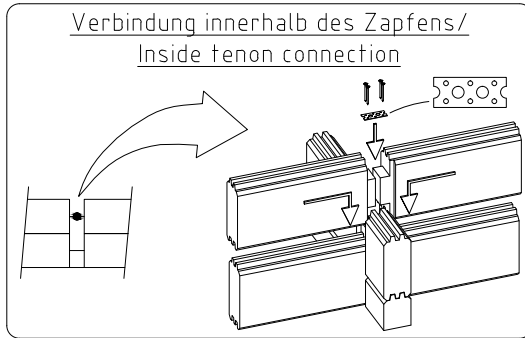


Name	Hansa Corner Delux B 360x700+VD+Terr 70		
Zeichnung/Drawing	WAND/WALL C		
Profil/Profile	7.0x13.5	Datum/Date	19.03.2018

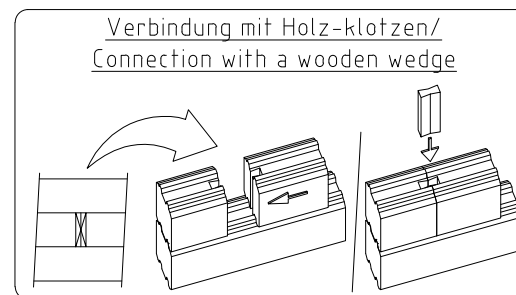
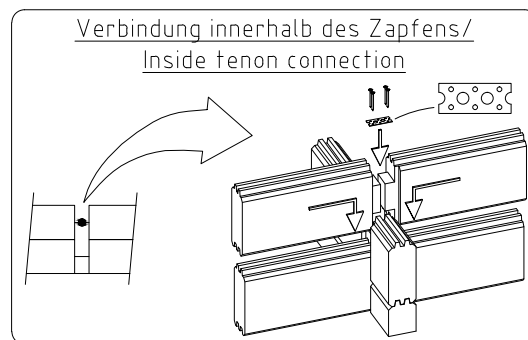
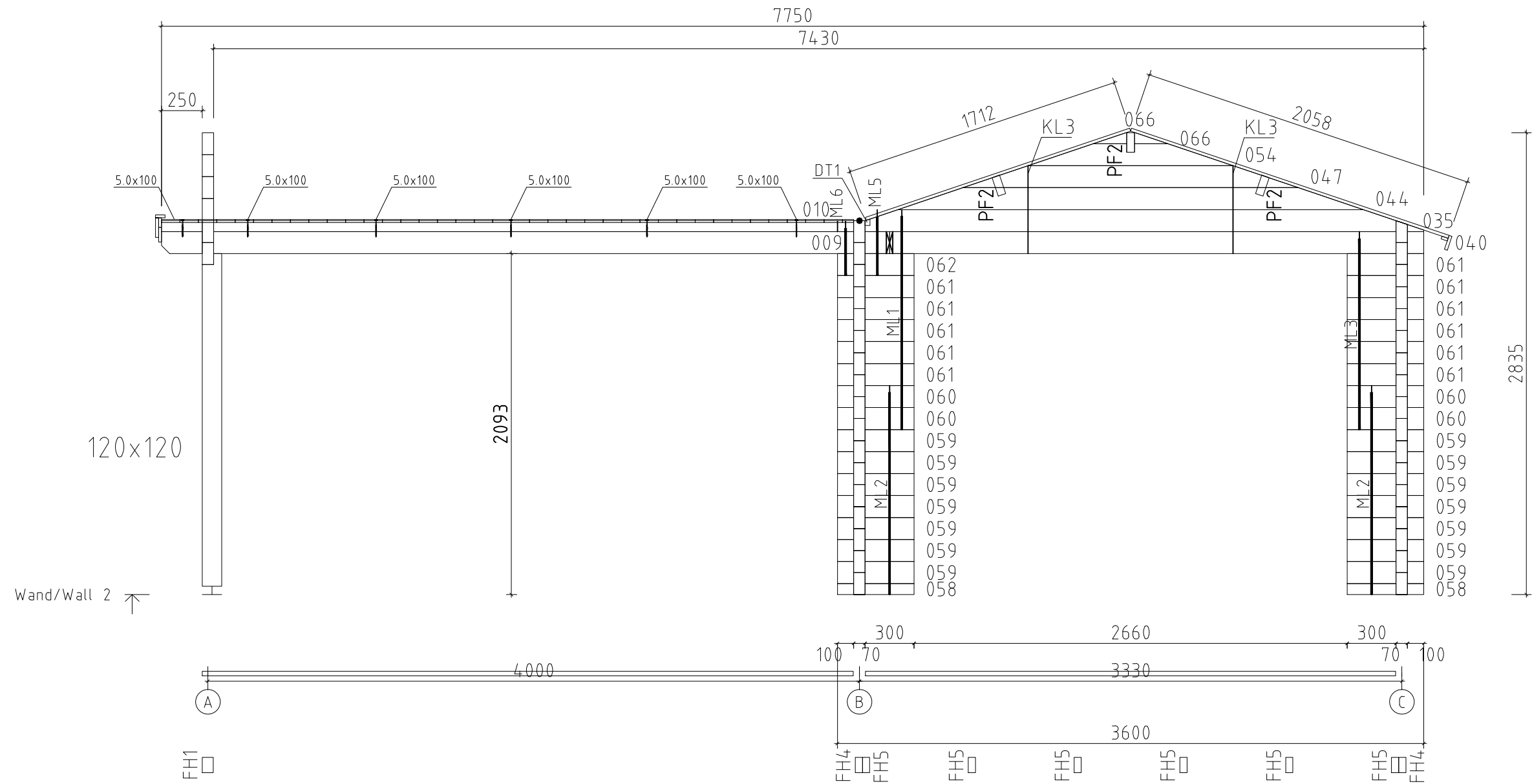


120x120

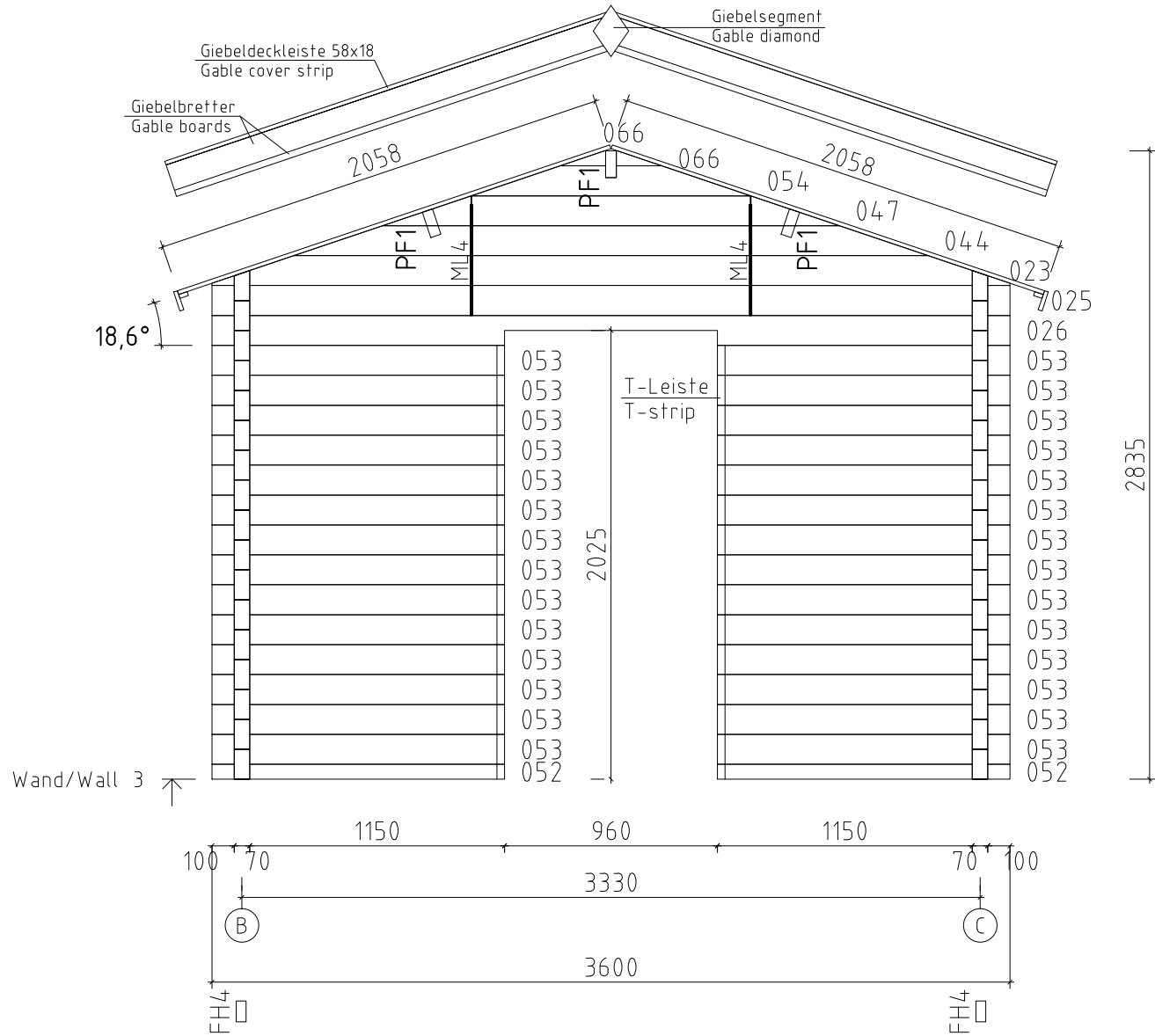
Wand/Wall 1



Name	Hansa Corner Delux B 360x700+VD+Terr 70		
Zeichnung/Drawing	WAND/WALL 1		
Profil/Profile	7.0x13.5	Datum/Date	19.03.2018



Name	Hansa Corner Delux B 360x700+VD+Terr 70		
Zeichnung/Drawing	WAND/WALL 2		
Profil/Profile	7.0x13.5	Datum/Date	19.03.2018



Name	Hansa Corner Delux B 360x700+VD+Terr 70		
Zeichnung/Drawing	WAND/WALL 3		
Profil/Profile	7.0x13.5	Datum/Date	19.03.2018